


Environmental Product Declaration



Declaration Code: EPD-VPP-GB-67.0



**Viega GmbH
& Co KG**

Connecting technology

Profipress/ProPress



Basis:

DIN EN ISO 14025
EN15804

Company EPD
Environmental
Product Declaration

Publication date:
12.01.2023

Next revision:
12.01.2028



[www.ift-rosenheim.de/
published EPDs](http://www.ift-rosenheim.de/published-EPDs)

Environmental Product Declaration



Declaration Code: EPD-VPP-GB-67.0

Programme operator	ift Rosenheim GmbH Theodor-Gietl-Straße 7-9 D-83026 Rosenheim		
Practitioner of the LCA	Viega GmbH & Co KG Viega Platz 1 D-57439 Attendorn		
Declaration holder	Viega GmbH & Co KG Viega Platz 1 D-57439 Attendorn www.viega.de		
Declaration code	EPD-VPP-GB-67.0		
Designation of declared product	Profipress/ProPress		
Scope	Connecting and fitting technology for use in piping systems.		
Basis	This EPD was prepared on the basis of EN ISO 14025:2011 and DIN EN 15804:2012+A2:2019. In addition, the "Allgemeiner Leitfaden zur Erstellung von Typ III Umweltproduktdeklarationen" (Guidance on preparing Type III Environmental Product Declarations) applies. The declaration is based on the PCR documents "PCR Part A" PCR-A-0.3:2018 and "Piping systems including connecting and fitting technology" PCR-RS-1.0:2022.		
Validity	Publication date: 12.01.2023	Last revision: 05.08.2024	Next revision: 12.01.2028
	This verified Company Environmental Product Declaration (company EPD) applies solely to the specified products and is valid for a period of five years from the date of publication in accordance with DIN EN 15804.		
LCA basis	The LCA was prepared in accordance with DIN EN ISO 14040 and DIN EN ISO 14044. The base data includes the data collected at two Viega GmbH & Co KG production plants, and the generic data derived from the Ecoinvent 3 data base (v3.8 with aggregated inputs) and Ecoinvent EN 15804. LCA calculations were carried out for the included "cradle to grave" life cycle including all upstream chains (e.g. raw material extraction, etc.).		
Notes	The "Conditions and Guidance on the Use of ift Test Documents" apply. The declaration holder assumes full liability for the underlying data, certificates and verifications.		

Christian Kehrer
Head of Certification and Surveillance Body

Dr. Torsten Mielecke
Chairman of Expert Committee
ift-EPD and PCR

Prof. Dr. Eric Brehm
External verifier

1 General product information

Product definition

The EPD relates to the product group "connecting technology" and applies to:

**1 kg Profipress/ProPress
made by Viega GmbH & Co KG**

The functional unit is obtained by summing up:

Assessed product	Piece weight
Profipress/ProPress	> 0 – 5,370 kg*

Table 1: Product groups

*The relevant piece weights [kg/piece] are specified in the conversion table of the background report in accordance with Part B of the PCR.
Specification of weights per unit length is not possible.

The average unit is declared as follows:

Directly used material flows are determined using the masses produced (kg) and assigned to the declared unit. All other inputs and outputs in the production were scaled to the declared unit in their entirety since no typical functional unit was available due to the great diversity of variants. The reference period is the year 2021.

Excluded from the validity of the EPD are the following products:

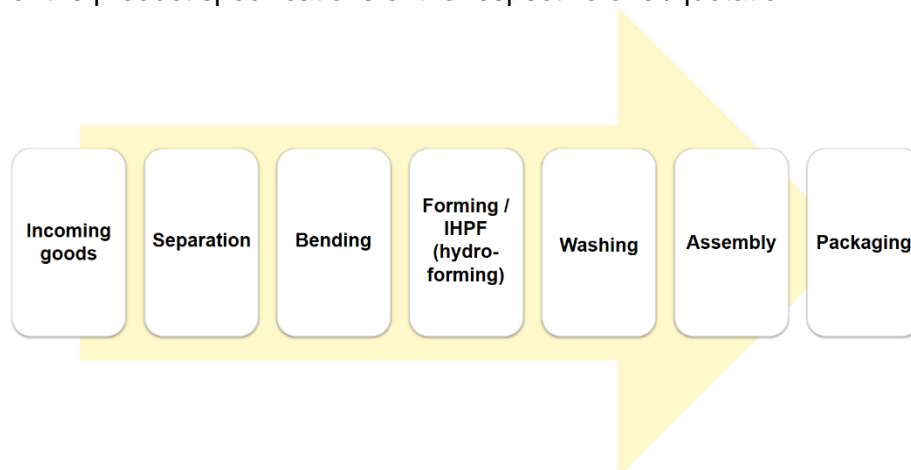
- Gunmetal

Product description

Flow-optimised press connector system made of copper (99.9 % Cu-DHP) for copper pipes. The press connector features a cylindrical pipe guide to protect the sealing element. Press connector sizes ranging from 64.0 diameter with stainless steel cutting ring to ensure the mechanical strength of the connection. The pressing force is applied in front and behind the sealing element seat. Suitable for wall mounting and concealed applications of risers and storey installations.

For a detailed product description refer to the manufacturer specifications or the product specifications of the respective offer/quotation.

Product manufacture



Product group: “connecting technology”

Scope	Connecting and fitting technology for the transport of media (liquid and gaseous) inside buildings.
Verifications	For information on updated verifications (incl. other national approvals) refer to www.viega.de .
Management systems	The following management systems are in place: <ul style="list-style-type: none"> • Quality management system to DIN EN ISO 9001:2015 • Energy management system to DIN EN ISO 50001:2018 • Environmental management system to DIN EN ISO 14001:2015 • Occupational health and safety management system to DIN EN ISO 45001:2018
Additional information	For additional verification of applicability or conformity refer to the CE marking and the documents accompanying the product, if applicable.

2 Materials used

Primary materials	The primary materials used are listed in the LCA (see Section 7).
Declarable substances	The brass and gunmetal materials contain substances from the REACH candidate list (declaration dated 25 November 2022). All relevant safety data sheets are available from Viega GmbH & Co KG.

3 Construction process stage

Processing recommendations, installation	Observe the instructions for mounting/installation, operation, maintenance and disassembly, provided by the manufacturer. For this refer to www.viega.de or www.viega.us
---	--

4 Use stage

Emissions to the environment	No emissions to indoor air, water and soil are known. There may be VOC emissions.
Reference service life (RSL)	The RSL information was provided by the manufacturer. The RSL shall be specified under defined reference in-use conditions and shall refer to the declared technical and functional performance of the product within the building. It shall be established in accordance with any specific rules given in European product standards, or, if not available, in a c-PCR. It shall also take into account ISO 15686-1, -2, -7 and -8. Where European product standards or a c-PCR provide guidance on deriving the RSL, such guidance shall have priority. If it is not possible to determine the service life as the RSL in accordance with ISO 15686, the BBSR table “Nutzungsdauer von Bauteilen zur Lebenszyklusanalyse nach BNB” (service life of building components for life cycle assessment in accordance with the sustainable construction evaluation system) can be used. For further information and explanations refer to www.nachhaltigesbauen.de .

For this EPD the following applies:

A reference service life (RSL) must be stated for the “cradle to grave” EPD and module D (A + B + C + D).

According to the manufacturer, a 50-year service life has been specified for the Profipress/ProPress made by Viega GmbH & Co KG.

The reference service life is dependent on the characteristics of the product and the reference use conditions. The in-use conditions described in the EPD are applicable, in particular the characteristics listed below:

- Outdoor environment: No climatic influences known that have a negative impact on the reference service life.
- Indoor environment: No impacts known that have a negative effect on the reference service life.

The service life applies solely to the characteristics specified in this EPD or the corresponding references.

The reference service life (RSL) does not reflect the actual life span, which is usually determined by the service life and the refurbishment of a building. It does not give any information on the useful life, warranty referring to performance characteristics or guarantees.

5 End-of-life stage

Possible end-of-life stages

The Profipress/ProPress products are shipped to central collection points. There the products are generally shredded and sorted into their original constituents. The end-of-life stage depends on the site where the products are used and is therefore subject to the local regulations. Observe the locally applicable regulatory requirements.

This EPD shows the end-of-life modules according to the market situation.

Specific parts of metals are recycled. Residual fractions are sent to landfill or partially thermally recycled.

Disposal routes

The LCA includes the average disposal routes.

All life cycle scenarios are detailed in the Annex.

6 Life Cycle Assessment (LCA)

Environmental product declarations are based on life cycle assessments (LCAs) which use material and energy flows for the calculation and subsequent representation of environmental impacts.

As a basis for this, a life cycle assessment (LCA) has been prepared for Profipress/ProPress. The LCA is in conformity with DIN EN 15804 and the international standards DIN EN ISO 14040, DIN EN ISO 14044, ISO 21930 and EN ISO 14025.

The LCA is representative of the products presented in the Declaration and the specified reference period.

6.1 Definition of goal and scope

Goal

The goal of the LCA is to demonstrate the environmental impacts of the products. In accordance with DIN EN 15804, the environmental impacts covered by this Environmental Product Declaration are presented for the entire product life cycle in the form of basic information. In addition, environmental impacts of selected environmental impact indicators are indicated according to the TRACI method

Data quality, data availability and geographical and time-related system boundaries

The specific data originate exclusively from the 2021 fiscal year. They were collected on-site at the plants located in Großheringen, Germany and McPherson, USA and originate in parts from company records and partly from values directly obtained by measurement. The consistency and validity of the data were checked by Viega GmbH & Co KG .

The generic data originate from the Ecoinvent 3 data base (v3.8 with aggregated inputs) and Ecoinvent EN 15804. The last update of both databases was in 2021. Data from before this date originate also from these databases and are not more than ten years old. No other generic data were used for the calculation.

Data gaps were either filled with comparable data or conservative assumptions, or the data were cut off in compliance with the 1% rule.

The life cycle was modelled using the sustainability software tool "Umberto LCA +" for the development of life cycle assessments.

Scope / system boundaries

The system boundaries refer to the supply of raw materials and purchased parts, manufacture/production, use and end-of-life stage of the Profipress/ProPress products.

No additional data from pre-suppliers/subcontractors were taken into consideration.

Cut-off criteria

All the data that the company records, i.e. all commodities/input and raw materials used, the thermal energy used and electricity consumption, were taken into consideration.

The boundaries cover only the product-relevant data. Building sections/parts of facilities that are not relevant to the manufacture of the products, were excluded.

The transport distances of the pre-products were taken into consideration as a function of 100% of the mass of the products. The transport mix is composed as follows:

- 90% truck, 32 – 40 t total weight, Euro 4, freight, 80% capacity used, 614,792 km, diesel;
- 8% freight train, electrical and diesel operated, 546,482km;
- 2% seagoing vessel, heavy oil, 68,310 km.

The remaining transport distances of the pre-products were not taken into consideration.

The criteria for the exclusion of inputs and outputs as set out in DIN EN 15804 are fulfilled. From the data analysis it can be assumed that the total of negligible processes per life cycle stage does not exceed 1% of the mass/primary energy. All in all, the total of negligible processes does not exceed 5% of the energy and mass input. The life cycle calculation also includes material and energy flows that account for less than 1%.

6.2 Inventory analysis

Goal

All material and energy flows are described below. The processes covered are presented as input and output parameters and refer to the declared/functional units.

Life cycle stages

The Annex shows the entire Profipress/ProPress life cycle. The product stage "A1 – A3", construction process stage "A4 – A5", use stage "B1 – B7", end-of-life stage "C1 – C4" and the benefits and loads beyond the system boundaries "D" are considered.

Benefits

The below benefits have been defined as per DIN EN 15804:

- Benefits from recycling
- Benefits (thermal and electrical) from incineration

Allocation of co-products

The manufacture of the product does not give rise to any allocations.

Allocations for re-use, recycling and recovery

If the products are re-used/recycled and recovered during the product stage (rejects), the components are shredded, if necessary and then sorted into their single constituents. This is done by various process plants, e.g. magnetic separators.

The system boundaries were set following their disposal, reaching the end-of-waste status.

Allocations beyond life cycle boundaries

Use of recycled materials in the manufacturing process was based on the current market-specific situation.



A recycling potential that reflects the economic value of the product after recycling (recyclate) was also taken into account.
The secondary material included as inputs in Profipress/ProPress, is calculated as input without loads. No benefits are allocated to module D, but consumption is allocated to modules C3 and C4 (worst case scenario).
The system boundary set for the recycled material refers to collection.

Secondary material

The use of secondary material in module A3 by Viega GmbH & Co KG was considered. Secondary material is used.

Inputs

The LCA includes the following production-relevant inputs per of 1 kg Profipress/ProPress:

Energy

The gas input material is based on “natural gas, high pressure Deutschland” (Germany natural gas, high pressure). Cooling (thermal) was based on “cooling energy global”.
The electricity mix is based on “Strommix Viega” (Viega electricity mix) (see Table 2).

Electricity disclosure of energy supplier	Shares in %
Electricity, high voltage Germany	74.2
Electricity, high voltage, US	25.8

Table 2: “Viega” electricity mix

A portion of the process heat is used for space heating. This can, however, not be quantified and a “worst case” figure was taken into account for the product.

Water

The water consumed by the individual process steps for the production amounts to a total of 0.29 l per kg of the element.
The consumption of fresh water specified in Section 6.3 originates (among others) from the process chain of the pre-products as well as the ball burnishing plant, emulsion and social areas.

Raw material/pre-products

The chart below shows the share of raw materials/pre-products in %.

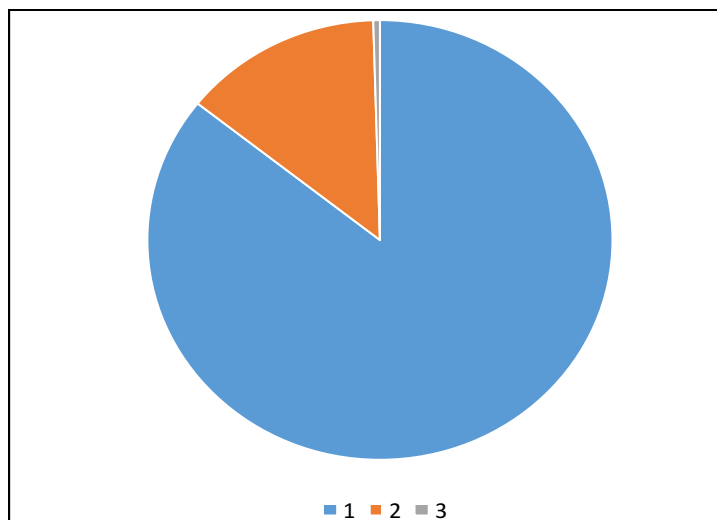


Figure 1: Percentage of individual materials per declared unit

No.	Material	Mass in %
1	Copper	85.7
2	Steel	13.9
3	PE	0.5

Table 3: Percentage of individual materials per declared unit

Ancillary materials and consumables

2.53E-03 g and 1.23E-03 l ancillary materials and consumables are used.

Product packaging

The amounts used for product packaging are as follows:

No.	Material	Mass in g
1	Wood	0.02
2	Cardboard, paper, paperboard	59.60
3	PP straps	0.25
4	Plastics (PE)	8.01
5	Plastics (PS)	0.03

Table 4: Weight in kg of packaging per declared unit

Biogenic carbon content

Only the biogenic carbon content of the associated packaging is specified, as the total mass of substances containing biogenic carbon is less than 5% of the total mass of the product and associated packaging. According to EN 16449, packaging produces the following amounts of biogenic carbon :

No.	Component	Content in kg C
1	In the associated packaging	1.13E-03

Table 5: Biogenic carbon content of packaging at gate

Outputs

The LCA includes the following production-relevant outputs per of 1 kg Profipress/ProPress:

Waste

Secondary raw materials were included in the benefits.
See Section 6.3 - Impact assessment

Waste water

The manufacture does not produce any waste water.

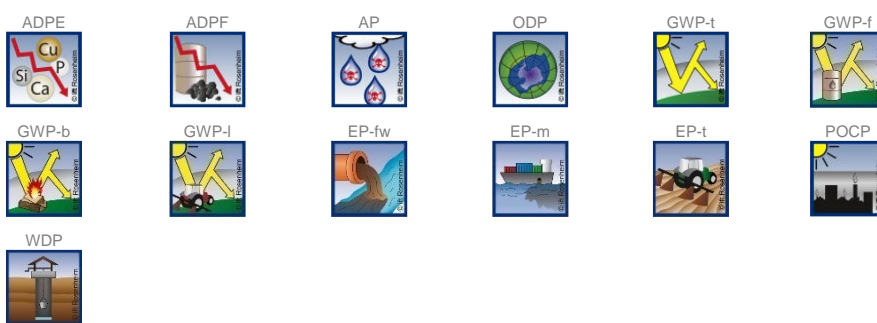
6.3 Impact assessment**Goal**

The impact assessment covers both inputs and outputs. The impact categories applied are named below:

Impact categories

The models for impact assessment were applied as described in DIN EN 15804-A2. The impact categories presented in the EPD are as follows:

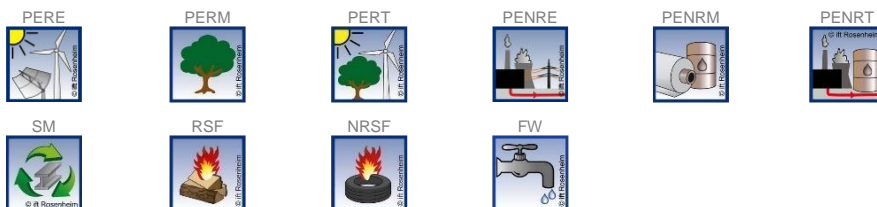
- depletion of abiotic resources- minerals and metals;
- depletion of abiotic resources- fossil fossil fuels;
- acidification;
- ozone depletion;
- climate change - total;
- climate change - fossil;
- climate change - biogenic;
- climate change - land use and land use change;
- eutrophication aquatic fresh water;
- eutrophication aquatic marine;
- eutrophication terrestrial;
- photochemical ozone creation;
- water use.

**Use of resources**

The models for impact assessment were applied as described in DIN EN 15804-A2. The following indicators for the use of resources are shown in the EPD:

- renewable primary energy as energy resource;
- renewable primary energy for material use;
- total use of renewable primary energy;
- non-renewable primary energy as energy resource;
- renewable primary energy for material use;
- total use of non-renewable primary energy;
- use of secondary materials;
- use of renewable secondary fuels;

- use of non-renewable secondary fuels;
- net use of fresh water resources.




Waste

The waste generated during the production of 1 kg Profipress/ProPress is evaluated and shown separately for the fractions trade wastes, special wastes and radioactive wastes. Since waste handling is modelled within the system boundaries, the amounts shown refer to the deposited wastes. A portion of the waste indicated is generated during the manufacture of the pre-products.

The models for impact assessment were applied as described in DIN EN 15804-A2. The waste categories and indicators for output material flows presented in the EPD are as follows:


- hazardous waste disposed;
- non-hazardous waste disposed;
- radioactive waste;
- components for further use;
- materials for recycling;
- materials for energy recovery;
- exported electrical energy;
- exported thermal energy.



Additional environmental impact indicators

The models for impact assessment were applied as described in DIN EN 15804-A2. The additional impact categories presented in the EPD are as follows:

- particulate matter emissions;
- ionising radiation, human health;
- eco-toxicity (fresh water);
- human toxicity - carcinogenic effect;
- human toxicity - non-carcinogenic effect;
- land use related impacts/soil quality.





Results per 1 kg Profipress/ProPress

	Unit	A1-A3	A4	A5	B1	B2	B3	B4	B5	B6	B7	C1	C2	C3	C4	D
Core indicators																
GWP-t	kg CO ₂ eq.	5.47E+00	1.10E-01	1.99E-01	0.00	0.00	0.00	0.00	0.00	0.00	0.00	0.00	9.32E-03	2.08E-02	2.10E-04	-3.31E+00
GWP-f	kg CO ₂ eq.	5.40E+00	1.10E-01	6.93E-03	0.00	0.00	0.00	0.00	0.00	0.00	0.00	0.00	9.30E-03	1.71E-02	1.73E-04	-3.29E+00
GWP-b	kg CO ₂ eq.	6.44E-02	1.60E-04	1.92E-01	0.00	0.00	0.00	0.00	0.00	0.00	0.00	0.00	1.67E-05	3.65E-03	3.69E-05	-1.54E-02
GWP-l	kg CO ₂ eq.	9.87E-03	3.33E-05	1.59E-06	0.00	0.00	0.00	0.00	0.00	0.00	0.00	0.00	3.49E-06	6.33E-05	6.40E-07	-6.41E-03
ODP	kg CFC-11 eq.	3.28E-07	2.53E-08	1.14E-10	0.00	0.00	0.00	0.00	0.00	0.00	0.00	0.00	2.11E-09	3.76E-09	3.80E-11	-1.79E-07
AP	mol H ⁺ eq.	3.82E-01	4.18E-04	3.86E-05	0.00	0.00	0.00	0.00	0.00	0.00	0.00	0.00	4.73E-05	1.06E-04	1.08E-06	-2.75E-01
EP-fw	kg P eq.	3.04E-02	6.48E-06	4.85E-07	0.00	0.00	0.00	0.00	0.00	0.00	0.00	0.00	6.88E-07	2.46E-06	2.48E-08	-2.17E-02
EP-m	kg N eq.	1.89E-02	1.16E-04	6.16E-05	0.00	0.00	0.00	0.00	0.00	0.00	0.00	0.00	1.61E-05	3.57E-05	3.60E-07	-1.31E-02
EP-t	mol N eq.	2.61E-01	1.27E-03	1.48E-04	0.00	0.00	0.00	0.00	0.00	0.00	0.00	0.00	1.75E-04	3.85E-04	3.89E-06	-1.84E-01
POCP	kg NMVOC eq.	7.25E-02	4.05E-04	9.09E-05	0.00	0.00	0.00	0.00	0.00	0.00	0.00	0.00	5.23E-05	1.19E-04	1.20E-06	-5.08E-02
ADPF*2	MJ	6.54E+01	1.64E+00	1.84E-02	0.00	0.00	0.00	0.00	0.00	0.00	0.00	0.00	1.41E-01	2.99E-01	3.02E-03	-3.96E+01
ADPE*2	kg Sb eq.	9.16E-03	2.22E-07	7.36E-09	0.00	0.00	0.00	0.00	0.00	0.00	0.00	0.00	2.19E-08	6.27E-08	6.34E-10	-6.66E-03
WDP*2	m ³ world eq. deprived	4.24E+00	6.08E-03	2.31E-04	0.00	0.00	0.00	0.00	0.00	0.00	0.00	0.00	6.29E-04	3.76E-02	3.80E-04	-2.90E+00
Use of resources																
PERE	MJ	1.96E+01	1.54E-02	8.66E-04	0.00	0.00	0.00	0.00	0.00	0.00	0.00	0.00	1.58E-03	5.93E-03	5.99E-05	-1.15E+01
PERM	MJ	9.54E-04	0.00	-9.54E-04	0.00	0.00	0.00	0.00	0.00	0.00	0.00	0.00	0.00	0.00	0.00	0.00
PERT	MJ	1.96E+01	1.54E-02	1.82E-03	0.00	0.00	0.00	0.00	0.00	0.00	0.00	0.00	1.58E-03	5.93E-03	5.99E-05	-1.15E+01
PENRE	MJ	6.54E+01	1.64E+00	1.82E-02	0.00	0.00	0.00	0.00	0.00	0.00	0.00	0.00	1.41E-01	2.99E-01	3.02E-03	-3.96E+01
PENRM	MJ	2.06E-02	0.00	-2.05E-02	0.00	0.00	0.00	0.00	0.00	0.00	0.00	0.00	0.00	-5.71E-05	-1.44E-06	0.00
PENRT	MJ	6.54E+01	1.64E+00	1.84E-02	0.00	0.00	0.00	0.00	0.00	0.00	0.00	0.00	1.41E-01	2.99E-01	3.02E-03	-3.96E+01
SM	kg	5.05E-01	3.74E-04	7.60E-05	0.00	0.00	0.00	0.00	0.00	0.00	0.00	0.00	3.90E-05	2.73E-03	2.76E-05	-1.71E-01
RSF	MJ	0.00	0.00	0.00	0.00	0.00	0.00	0.00	0.00	0.00	0.00	0.00	0.00	0.00	0.00	0.00
NRSF	MJ	0.00	0.00	0.00	0.00	0.00	0.00	0.00	0.00	0.00	0.00	0.00	0.00	0.00	0.00	0.00
FW	m ³	1.49E-01	1.72E-04	2.20E-05	0.00	0.00	0.00	0.00	0.00	0.00	0.00	0.00	1.82E-05	1.98E-04	2.00E-06	-1.03E-01
Waste categories																
HWD	kg	2.01E+00	1.77E-03	1.71E-04	0.00	0.00	0.00	0.00	0.00	0.00	0.00	0.00	1.85E-04	1.15E-03	1.16E-05	-1.09E+00
NHWD	kg	1.10E+02	2.86E-02	4.59E-02	0.00	0.00	0.00	0.00	0.00	0.00	0.00	0.00	3.04E-03	1.88E+00	1.90E-02	-7.86E+01
RWD	kg	1.62E-04	1.12E-05	4.02E-08	0.00	0.00	0.00	0.00	0.00	0.00	0.00	0.00	9.40E-07	1.72E-06	1.74E-08	-9.81E-05
Output material flows																
CRU	kg	0.00	0.00	0.00	0.00	0.00	0.00	0.00	0.00	0.00	0.00	0.00	0.00	0.00	0.00	0.00
MFR	kg	9.60E-04	4.81E-06	9.30E-03	0.00	0.00	0.00	0.00	0.00	0.00	0.00	0.00	4.55E-07	3.07E-01	3.10E-03	-3.75E-04
MER	kg	3.22E-05	6.88E-08	1.71E-10	0.00	0.00	0.00	0.00	0.00	0.00	0.00	0.00	6.35E-09	1.73E-08	1.75E-10	-1.54E-05
EE	MJ	4.16E-01	1.36E-03	5.48E-02	0.00	0.00	0.00	0.00	0.00	0.00	0.00	0.00	1.46E-04	2.66E-03	2.69E-05	-1.03E-01

Key:

GWP-t – global warming potential - total **GWP-f** – global warming potential fossil fuels **GWP-b** – global warming potential - biogenic **GWP-l** – global warming potential - land use and land use change
ODP – ozone depletion potential **AP** - acidification potential **EP-fw** - eutrophication potential - aquatic freshwater **EP-m** - eutrophication potential - aquatic marine **EP-t** - eutrophication potential - terrestrial
POCP - photochemical ozone formation potential **ADPF*2** - abiotic depletion potential – fossil resources **ADPE*2** - abiotic depletion potential – minerals&metals
WDP*2 – Water (user) deprivation potential **PERE** - Use of renewable primary energy **PERM** - use of renewable primary energy resources **PERT** - total use of renewable primary energy resources
PENRE - use of non-renewable primary energy **PENRM** - use of non-renewable primary energy resources **PENRT** - total use of non-renewable primary energy resources
SM - use of secondary material **RSF** - use of renewable secondary fuels **NRSF** - use of non-renewable secondary fuels **FW** - net use of fresh water **HWD** - hazardous waste disposed
NHWD - non-hazardous waste disposed **RWD** - radioactive waste disposed **CRU** - components for re-use **MFR** - materials for recycling **MER** - materials for energy recovery
EEE - exported energy

Results per 1 kg Profipress/ProPress																
	Unit	A1-A3	A4	A5	B1	B2	B3	B4	B5	B6	B7	C1	C2	C3	C4	D
Additional environmental impact indicators																
PM	Disease incidence	8.84E-07	8.65E-09	2.04E-08	0.00	0.00	0.00	0.00	0.00	0.00	0.00	0.00	1.10E-09	3.49E-09	3.53E-11	-6.07E-07
IRP* ¹	kBq U235 eq.	5.91E-01	7.75E-03	1.63E-04	0.00	0.00	0.00	0.00	0.00	0.00	0.00	0.00	6.74E-04	1.32E-03	1.34E-05	-3.60E-01
ETP-fw* ²	CTUe	3.39E+03	1.32E+00	6.00E-01	0.00	0.00	0.00	0.00	0.00	0.00	0.00	0.00	1.25E-01	2.64E+00	2.67E-02	-2.45E+03
HTP-c* ²	CTUh	7.98E-08	3.05E-11	1.29E-10	0.00	0.00	0.00	0.00	0.00	0.00	0.00	0.00	3.10E-12	2.63E-11	2.66E-13	-4.99E-08
HTP-nc* ²	CTUh	5.06E-06	1.42E-09	7.82E-10	0.00	0.00	0.00	0.00	0.00	0.00	0.00	0.00	1.25E-10	3.26E-10	3.30E-12	-3.67E-06
SQP* ²	dimensionless	1.37E+02	1.35E+00	8.03E-03	0.00	0.00	0.00	0.00	0.00	0.00	0.00	0.00	1.62E-01	4.15E-01	4.19E-03	-8.78E+01
Key: PM – particulate matter emissions potential IRP*¹ – ionising radiation potential – human health ETP-fw*² - Eco-toxicity potential – freshwater HTP-c*² - Human toxicity potential – cancer effects HTP-nc*² - Human toxicity potential – non-cancer effects SQP*² – soil quality potential																

Disclaimers

*1 This impact category deals mainly with the eventual impact of low-dose ionising radiation on human health of the nuclear fuel cycle. It does not consider effects due to possible nuclear accidents, occupational exposure nor due to radioactive waste disposal in underground facilities. Potential ionising radiation from the soil, from radon and from some building materials is also not measured by this indicator

*2 The results of this environmental impact indicator shall be used with care as the uncertainties on these results are high or as there is limited experience with the indicator

TRACI - a Tool for the Reduction and Assessment of Chemical and Other Environmental Impacts - is a midpoint-oriented life cycle impact assessment method, developed specifically for the US and provided by the United States EPA. This implementation distinguishes two categories: human health and environmental impacts implementation of TRACI and excludes the impact categories 'fossil fuel depletion', 'land use' and 'water use'.

Results per 1 lbs Profipress/ProPress according to TRACI																
	Unit	A1-A3	A4	A5	B1	B2	B3	B4	B5	B6	B7	C1	C2	C3	C4	D
Core indicators																
GWP-t	kg CO ₂ eq.	1,18E+01	2,63E-01	2,84E-01	0,00	0,00	0,00	0,00	0,00	0,00	0,00	0,00	2,25E-02	5,54E-02	7,81E-04	-7,40E+00
ODP	kg CFC-11 eq.	2,02E-07	4,68E-09	2,78E-11	0,00	0,00	0,00	0,00	0,00	0,00	0,00	0,00	4,03E-10	8,90E-10	8,99E-12	-9,05E-08
POCP	kg O ₃ -eq.	2,51E+00	1,80E-02	5,42E-03	0,00	0,00	0,00	0,00	0,00	0,00	0,00	0,00	2,42E-03	6,66E-03	8,72E-05	-1,78E+00
EP-t	kg N-eq.	4,92E-01	1,94E-04	2,04E-03	0,00	0,00	0,00	0,00	0,00	0,00	0,00	0,00	2,14E-05	7,59E-05	8,00E-07	-3,55E-01
AP	SO ₂ -eq.	6,48E-01	7,47E-04	4,23E-04	0,00	0,00	0,00	0,00	0,00	0,00	0,00	0,00	8,96E-05	3,07E-04	4,69E-06	-4,72E-01
ETP-fw*2	CTUe	1,70E+04	1,83E+00	-2,49E+03	0,00	0,00	0,00	0,00	0,00	0,00	0,00	0,00	2,07E-01	8,24E+04	8,32E+02	-1,25E+04
HTP-c*2	CTUh	9,10E-06	1,45E-08	1,08E-09	0,00	0,00	0,00	0,00	0,00	0,00	0,00	0,00	1,59E-09	9,17E-09	9,57E-11	-4,87E-06
HTP-nc*2	CTUh	1,79E-04	5,43E-08	-3,60E-09	0,00	0,00	0,00	0,00	0,00	0,00	0,00	0,00	5,48E-09	1,30E-06	1,32E-08	-1,31E-04
PM	kg PM2,5-eq.	6,86E-02	1,28E-04	3,37E-04	0,00	0,00	0,00	0,00	0,00	0,00	0,00	0,00	1,44E-05	1,10E-04	2,07E-06	-4,80E-02
Key: GWP-t – global warming potential - total ODP – ozone depletion potential POCP - photochemical ozone formation potential EP-t - eutrophication potential - total AP - acidification potential ETP-fw*2 - Eco-toxicity potential – freshwater HTP-c*2 - Human toxicity potential – cancer effects HTP-nc*2 - Human toxicity potential – non-cancer effects PM – particulate matter emissions																

Disclaimers

*1 This impact category deals mainly with the eventual impact of low-dose ionising radiation on human health of the nuclear fuel cycle. It does not consider effects due to possible nuclear accidents, occupational exposure nor due to radioactive waste disposal in underground facilities. Potential ionising radiation from the soil, from radon and from some building materials is also not measured by this indicator

*2 The results of this environmental impact indicator shall be used with care as the uncertainties on these results are high or as there is limited experience with the indicator

6.4 Interpretation, LCA presentation and critical review

Evaluation

The main environmental impacts originate from the raw material of copper. This is to be expected, as the main emissions are due to the main share of copper (approx. 86 percent) and the high LCIA values associated with the raw material.

The LCA covers the complete life cycle. As Profipress/ProPress do not generate any emissions in the use stage, here the value is 0.

The environmental impacts of the life cycle stages are very similar. Only the GWP biogenic differs. Here the greatest impact results from A5 due to the packaging materials.

Due to the one-time replacement of the product (B4), the environmental impacts are correspondingly high.

Due to copper being the main material, the end-of-life benefits of more than 20 percent are correspondingly high (depending on the environmental indicator).

The chart below shows the nine key environmental impact indicators. The greatest environmental impacts result from raw material extraction (A1), followed by replacement (B4).

The charts below show the distribution of the main environmental impacts.

The two values for ETP-fw and HTP-nc in A5 are negative due to the credit of the copper scrap according to the TRACI evaluation. This was investigated in detail.

The values obtained from the LCA calculation are suitable for the certification of buildings.

Chart

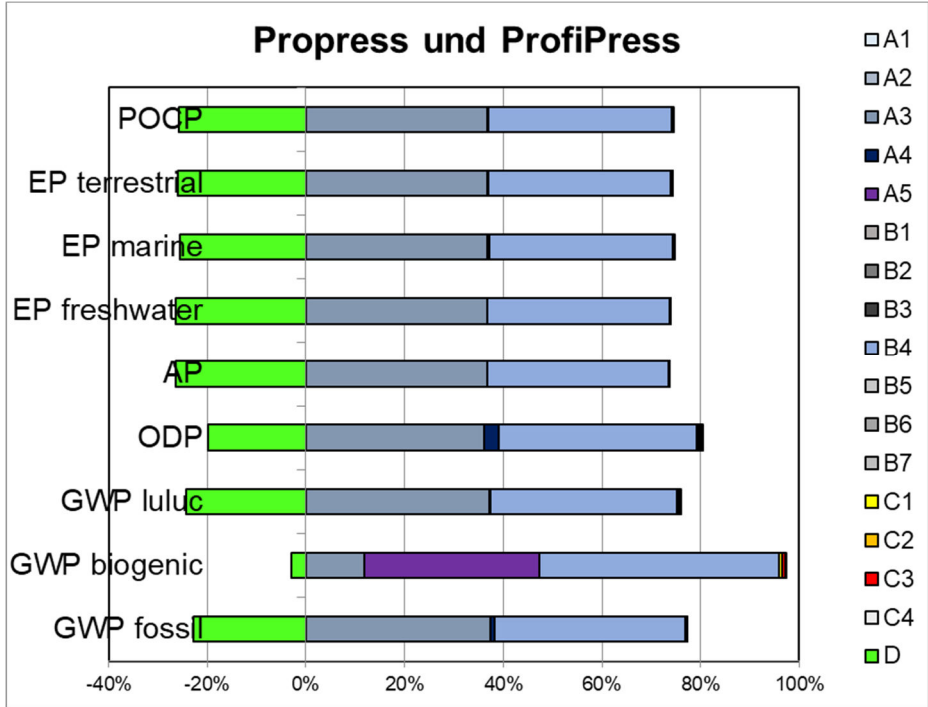


Figure 2: Percentage of the modules in selected environmental impact categories

Report

The LCA report underlying this EPD was developed according to the requirements of DIN EN ISO 14040 and DIN EN ISO 14044 as well as DIN EN 15804 and DIN EN ISO 14025. It is not addressed to third parties for reasons of confidentiality. It is deposited with the ift Rosenheim. The results and conclusions reported to the target group are complete, correct, without bias and transparent. The results of the study are not designed to be used for comparative statements intended for publication.

Critical review

The critical review of the LCA and of the report took place in the course of verification of the EPD and was carried out by Prof. Dr. Eric Brehm, an external verifier.

7 General information regarding the EPD

Comparability

This EPD was prepared in accordance with DIN EN 15804 and is therefore only comparable to those EPDs that also comply with the requirements set out in DIN EN 15804. Any comparison must refer to the building context and the same boundary conditions of the various life cycle stages. For comparing EPDs of construction products, the rules set out in DIN EN 15804 (Clause 5.3) apply.

The detailed individual results of the products were summarised on the basis of conservative assumptions and differ from the average results. The establishment of the product groups and the resulting variations are documented in the background report.



Product group: “connecting technology”

Communication

The communications format of this EPD meets the requirements of EN 15942:2012 and is therefore the basis for B2B communication. Only the nomenclature has been changed according to DIN EN 15804.

Verification

Verification of the Environmental Product Declaration is documented in accordance with the ift "Richtlinie zur Erstellung von Typ III Umweltproduktdeklarationen" (Guidance on preparing Type III Environmental Product Declarations) in accordance with the requirements set out in DIN EN ISO 14025.

The declaration is based on the PCR documents “PCR Part A” PCR-A-0.3:2018 and “Piping systems including connecting and fitting technology” PCR-RS-1.0:2022.

The European standard EN 15804 serves as the core PCR ^{a)}
Independent verification of the Declaration and statement according to EN ISO 14025:2010 <input type="checkbox"/> internal <input checked="" type="checkbox"/> external
Independent third party verifier: ^{b)} Eric Brehm
^{a)} Product category rules ^{b)} Optional for business-to-business communication Mandatory for business-to-consumer communication (see EN ISO 14025:2010, 9.4)

Revisions of this document

No.	Date	Note	Practitioner of the LCA	Verifier
1	12.01.2023	External Verification	Zwick	Brehm
2	21.02.2023	Extension by TRACI	Pscherer	Brehm
3	01.03.2023	Formal adjustment	Pscherer	Brehm
4	05.08.2024	Formal adjustment	Pscherer	--

8 Bibliography

1. **Research project.** "EPDs für transparente Bauelemente" (EPDs for transparent building components) - Final report. Rosenheim: ift Rosenheim GmbH, 2011. SF-10.08.18.7-09.21/II 3-F20-09-1-067.
2. **Klöpffer, W und Grahl, B.** *Ökobilanzen (LCA)*. Weinheim : Wiley-VCH-Verlag, 2009.
3. **Eyerer, P. und Reinhardt, H.-W.** *Ökologische Bilanzierung von Baustoffen und Gebäuden - Wege zu einer ganzheitlichen Bilanzierung. (LCA of building materials and buildings - Routes to integrated LCA)*. Basel: Birkhäuser Verlag, 2000.
4. **Gefahrstoffverordnung – GefStoffV (Hazardous substances regulation)** Verordnung zum Schutz vor Gefahrstoffen (Regulation on protection against hazardous substances), Berlin : BGBl. (Federal Gazette) I S. 3758, 2017.
5. **Chemikalien-Verbotsverordnung – ChemVerbotsV (Chemicals Prohibition Regulation)** Verordnung über Verbote und Beschränkungen des Inverkehrbringens gefährlicher Stoffe, Zubereitungen und Erzeugnisse Chemikaliengesetz (Regulation on bans and restrictions of the placing on the market of hazardous substances, formulations and products covered by the Chemicals Law), Berlin : BGBl. (Federal Gazette) I S. 1328, 2017.
6. **DIN EN ISO 14040:2018-05.** *Environmental management - Life cycle assessment - Principles and framework*. Berlin : Beuth Verlag GmbH, 2018.
7. **DIN EN ISO 14044:2006-10.** *Environmental management - Life cycle assessment - Requirements and guidelines..* Berlin : Beuth Verlag GmbH, 2006.
8. **EN ISO 14025:2011-10.** *Umweltkennzeichnungen und -deklarationen Typ III Umweltdeklarationen - Grundsätze und Verfahren.(Environmental labels and declarations - Type III environmental declarations - Principles and procedures)* Berlin : Beuth Verlag GmbH, 2011.
9. **OENORM S 5200:2009-04-01** *Radioactivity in construction materials*. Berlin : Beuth Verlag GmbH, 2009.
10. **EN 15942:2012-01.** *Sustainability of construction works - Environmental product declarations - Communication format business-to-business*. Berlin : Beuth Verlag GmbH, 2012.
11. **EN 15804:2012+A2:2019.** *Sustainability of construction works - Environmental product declarations - Core rules for the product category of construction products*. Berlin: Beuth Verlag GmbH, 2020.
12. **Bundesministerium für Umwelt, Naturschutz, Bau und Reaktorsicherheit (Federal Ministry for the Environment, Nature Conservation and Nuclear Safety)** *Berlin, Leitfaden Nachhaltiges Bauen (Guidance on Sustainable Building)* Berlin: s.n., 2016.
13. **DIN EN ISO 16000 Parts 6, 9 , 11** *Indoor air: Determination of the emission of volatile organic compounds from building products and furnishing* Berlin : Beuth Verlag GmbH, 2012, 2008, 2006.
14. **ISO 21930:2017-07.** *Sustainability in building construction - Environmental declaration of building products* Berlin : Beuth Verlag, 2017.
15. **Bundesimmissionsschutzgesetz – BImSchG (Federal Immission Law)** *Gesetz zum Schutz vor schädlichen Umwelteinwirkungen durch Luftverunreinigungen, Geräusche, Erschütterungen und ähnlichen Vorgängen (Law on harmful environmental impacts by air contamination, noise, vibrations and similar processes*. Berlin : BGBl. (Federal Gazette) I S. 3830, 2017.
16. **Chemikaliengesetz – ChemG (Chemicals Act)** *Gesetz zum Schutz vor gefährlichen Stoffen - Unterteilt sich in Chemikaliengesetz und eine Reihe von Verordnungen; hier relevant (Law on protection against hazardous substances - Subdivided into Chemicals Law and a series of regulations; of relevance here): Gesetz zum Schutz vor gefährlichen Stoffen (Law on protection against hazardous substances)* Berlin : BGBl. (Federal Gazette) I S. 1146, 2017.
17. **DIN EN ISO 12457 Part 1-4** *Characterization of waste - Leaching; Compliance test for leaching of granular waste materials and sludges - Part 1-4:* Berlin : Beuth Verlag GmbH, 2003.
18. **ift-Guideline NA-01/3.** *Allgemeiner Leitfaden zur Erstellung von Typ III Umweltproduktdeklarationen (Guidance on preparing Type III Environmental Product Declarations)* Rosenheim : ift Rosenheim GmbH, 2015.
19. **PCR Part A.** *Product category rules for environmental product declarations as per EN ISO 14025 and EN 15804*. Rosenheim : ift Rosenheim, 2018.
20. **DIN EN ISO 14067:2019-02.** *Treibhausgase - Carbon Footprint von Produkten - Anforderungen an die Leitlinien für Quantifizierung. (Greenhouse gases - Carbon footprint of products - Requirements and guidelines for quantification)*. Berlin : Beuth Verlag GmbH, 2019.
21. **PCR Part B - Piping systems including connecting and fitting technology.** *Product category rules for environmental product declarations as per EN ISO 14025 and EN 15804* Rosenheim : ift Rosenheim, 2022.
22. **DVG. TRGI 2018 - G 600 Arbeitsblatt 2018 (Gasinstallation).** *(Work sheet 2018 - gas installation)*. Bonn : DVGW, 2018.
23. **Deutsches Kupferinstitut Berufsverband e.V.** *Lebenszyklusanalyse von Kupfer.(German Copper Institute association, Life cycle analysis of copper)* Düsseldorf : Deutsches Kupferinstitut, 2012.

9 Annex A

Description of life cycle scenarios for Profipress/ProPress

Product stage			Con- struction stage		Use stage							End-of-life stage				Benefits and loads from beyond the system boundaries
A1	A2	A3	A4	A5	B1	B2	B3	B4	B5	B6	B7	C1	C2	C3	C4	D
Raw material supply	Transport	Manufacture	Transport	Construction/installation process	Use	Maintenance	Repair	Replacement	Modification/refurbishment	Operational energy use	Operational water use	Deconstruction/demolition	Transport	Waste processing	Disposal	Re-use Recovery Recycling potential
✓	✓	✓	✓	✓	✓	✓	✓	✓	✓	✓	✓	✓	✓	✓	✓	✓

Calculation of the scenarios was based on a product service life of 50 years (in accordance with RSL of Section 4 Use stage).

The scenarios were based on information provided by the manufacturer. The scenarios were furthermore based on the research project "EPDs for transparent building components" [1]

Note: The standard scenarios selected are presented in bold type. They were also used for calculating the indicators in the summary table.

- ✓ Included in the LCA
- Not included in the LCA

A4 Transport to the construction site				
No.	Scenario	Description		
A4.1	National	Transport mix 80% capacity used, approx. 420 km		
A4.2	International/EU country	Transport mix 80% capacity used, approx. 1,200 km		
A4.3	International/Non-EU	Transport mix 80% capacity used, approx. 8,800 km		
The transport distances shown represent a transport average with the following transport mix. The scenarios include the return transport, if applicable.				
Shipping method		Network fleet structure		Share
Parcel service provider (CEP - Courier-Express- Parcel service)		Van 7.5 – 16 t (Euro 6), diesel		6%
Forwarding agency and own truck fleet		32 - 40 t truck/tractor trailer (Euro 6), diesel		88%
Air freights		Cargo and passenger aircrafts, kerosene		5%
Seagoing vessels/containers		Seagoing/container vessels to receiving port, heavy oil		1%
A4 Transport to the construction site		Transport weight [kg]	Bulk density [kg/m³]	Volume-capacity utilisation factor
PG1		1.07	8.92	1.2
A4 Transport to the construction site	Unit	A4.1	A4.2	A4.3
Core indicators				
GWP-t	kg CO ₂ eq.	1.10E-01	2.50E-01	2.31E+00
GWP-f	kg CO ₂ eq.	1.10E-01	2.49E-01	2.30E+00
GWP-b	kg CO ₂ eq.	1.60E-04	4.12E-04	3.36E-03
GWP-I	kg CO ₂ eq.	3.33E-05	8.91E-05	6.98E-04
ODP	kg CFC-11 eq.	2.53E-08	5.76E-08	5.30E-07
AP	mol H ⁺ eq.	4.18E-04	8.71E-04	8.76E-03
EP-fw	kg P eq.	6.48E-06	1.73E-05	1.36E-04
EP-m	kg N eq.	1.16E-04	2.17E-04	2.44E-03
EP-t	mol N eq.	1.27E-03	2.36E-03	2.66E-02
POCP	kg NMVOC eq.	4.05E-04	8.25E-04	8.49E-03
ADPF	MJ	1.64E+00	3.80E+00	3.44E+01
ADPE	kg Sb eq.	2.22E-07	5.94E-07	4.65E-06
WDP	m³ world eq. deprived	6.08E-03	1.58E-02	1.27E-01
Use of resources				
PERE	MJ	1.54E-02	4.02E-02	3.22E-01
PERM	MJ	0.00E+00	0.00E+00	0.00E+00
PERT	MJ	1.54E-02	4.02E-02	3.22E-01
PENRE	MJ	1.64E+00	3.80E+00	3.44E+01
PENRM	MJ	0.00E+00	0.00E+00	0.00E+00
PENRT	MJ	1.64E+00	3.80E+00	3.44E+01
SM	kg	3.74E-04	1.00E-03	7.83E-03
RSF	MJ	4.07E-06	1.07E-05	8.54E-05
NRSF	MJ	0.00E+00	0.00E+00	0.00E+00
FW	m³	1.72E-04	4.50E-04	3.60E-03
Waste categories				
HWD	kg	1.77E-03	4.69E-03	3.71E-02

NHWD	kg	2.86E-02	7.63E-02	5.99E-01
RWD	kg	1.12E-05	2.56E-05	2.34E-04
Output material flows				
CRU	kg	0.00E+00	0.00E+00	0.00E+00
MFR	kg	4.81E-06	1.20E-05	1.01E-04
MER	kg	6.88E-08	1.75E-07	1.44E-06
EE	MJ	1.36E-03	3.56E-03	2.85E-02
Additional environmental impact indicators				
PM	Disease incidence	8.65E-09	2.38E-08	1.81E-07
IRP	kBq U235 eq.	7.75E-03	1.81E-02	1.62E-01
ETP-fw	CTUe	1.32E+00	3.26E+00	2.77E+01
HTP-c	CTUh	3.05E-11	7.93E-11	6.38E-10
HTP-nc	CTUh	1.42E-09	3.26E-09	2.98E-08
SQP	dimensionless	1.35E+00	3.71E+00	2.83E+01

In the following, the environmental impacts of selected impact indicators according to the TRACI method are shown. The results refer to **1 lbs**.

A4 Transport to the construction site according to TRACI	Einheit	A4.1	A4.2	A4.3
GWP-t	kg CO ₂ eq.	2,63E-01	3,79E-01	5,34E+00
ODP	kg CFC-11 eq.	4,68E-09	6,73E-09	1,22E-06
POCP	kg O ₃ -eq.	1,80E-02	2,69E-02	1,96E-02
EP-t	kg N-eq.	1,94E-04	2,98E-04	5,64E-03
AP	SO ₂ -eq.	7,47E-04	1,10E-03	2,02E-02
ETP-fw*2	CTUe	1,83E+00	2,57E+00	6,40E+01
HTP-c*2	CTUh	1,45E-08	2,01E-08	1,47E-09
HTP-nc*2	CTUh	5,43E-08	7,79E-08	6,88E-08
PM	kg PM2,5-eq.	1,28E-04	1,74E-04	4,18E-07

A5 Construction/Installation

No.	Scenario	Description
A5	Manual	According to the manufacturer, the products are installed with battery-operated pressing pliers 0.0022 kWh/kg, electricity mix (global)

In case of deviating consumption during installation/assembly of the products which forms part of the site management, they are covered at the building level.

Ancillary materials, consumables, use of water, use of other resources as well as direct emissions during installation are negligible.

It is assumed that the packaging material in the module "construction/installation" is sent to waste handling. Waste is only thermally recycled in line with the conservative approach. Benefits from A5 are specified in module D.

Transport to the recycling plants is included.

Since only one scenario is used, the results are shown in the relevant summary table.

B1 Use – not relevant

Refer to Section 4 Use stage - Emissions to the environment.

No emissions are known which may occur during the use stage of the products because press fitting is without contact to air, water and soil.

The following additional information does not form part of the LCA, inventory analysis or data from information modules.

Since only one scenario is used, the results are shown in the relevant summary table.

B2 Inspection, maintenance/servicing, cleaning - not relevant

Since only one scenario is used, the results are shown in the relevant summary table.

B2.1 Cleaning

No cleaning is required.

Ancillary materials, consumables, use of energy and water, material losses and waste as well as transport distances during cleaning are negligible.

B2.2 Maintenance

No maintenance is required.

Ancillary materials, consumables, use of energy and water, waste, material losses and transport distances during maintenance are negligible.

B3 Repair – not relevant

No repair of the components of the building part is required.

For updated information refer to the respective instructions for assembly/installation, operation and maintenance from Viega GmbH & Co KG.

Ancillary materials, consumables, use of energy and water, waste, material losses and transport distances during repair are negligible.

Since only one scenario is used, the results are shown in the relevant summary table.

B4 Exchange/replacement

No.	Scenario	Description
B4.1	Normal use and heavy use	No replacement required
B4.2	Normal use and heavy use	One replacement over a 50-year period (RSL)*

* Assumptions for evaluation of possible environmental impacts; statements made do not constitute any guaranty or warranty of performance.

The statements made in this EPD are only informative to allow evaluation at the building level.

It is assumed that no replacement will be necessary during the 50-year reference service life and the 50-year building service life.

The environmental impacts of replacement are due to the product, construction and disposal stages. Conversion of the environmental impacts for annual values was based on the RSL.

For updated information refer to the respective instructions for assembly/installation, operation and maintenance from Viega GmbH & Co KG.

Product group: "connecting technology"

B4 Exchange/Replacement	Unit	B4.1	B4.2
Core indicators			
GWP-t	kg CO ₂ eq.	0.00	5.83E+00
GWP-f	kg CO ₂ eq.	0.00	5.56E+00
GWP-b	kg CO ₂ eq.	0.00	2.64E-01
GWP-l	kg CO ₂ eq.	0.00	1.00E-02
ODP	kg CFC-11 eq.	0.00	3.63E-07
AP	mol H ⁺ eq.	0.00	3.83E-01
EP-fw	kg P eq.	0.00	3.04E-02
EP-m	kg N eq.	0.00	1.92E-02
EP-t	mol N eq.	0.00	2.63E-01
POCP	kg NMVOC eq.	0.00	7.33E-02
ADPF	MJ	0.00	6.78E+01
ADPE	kg Sb eq.	0.00	9.16E-03
WDP	m ³ world eq. deprived	0.00	4.32E+00
Use of resources			
PERE	MJ	0.00	1.96E+01
PERM	MJ	0.00	0.00
PERT	MJ	0.00	1.96E+01
PENRE	MJ	0.00	6.78E+01
PENRM	MJ	0.00	0.00
PENRT	MJ	0.00	6.78E+01
SM	kg	0.00	5.11E-01
RSF	MJ	0.00	0.00E+00
NRSF	MJ	0.00	0.00E+00
FW	m ³	0.00	1.50E-01
Waste categories			
HWD	kg	0.00	2.01E+00
NHWD	kg	0.00	1.14E+02
RWD	kg	0.00	1.78E-04
Output material flows			
CRU	kg	0.00	0.00E+00
MFR	kg	0.00	6.27E-01
MER	kg	0.00	3.23E-05
EE	MJ	0.00	4.78E-01
Additional environmental impact indicators			
PM	Disease incidence	0.00	9.21E-07
IRP	kBq U235 eq.	0.00	6.02E-01
ETP-fw	CTUe	0.00	3.40E+03
HTP-c	CTUh	0.00	8.00E-08
HTP-nc	CTUh	0.00	5.06E-06
SQP	dimensionless	0.00	1.39E+02

In the following, the environmental impacts of selected impact indicators according to the TRACI method are shown. The results refer to **1 lbs.**

B4 Exchange/Replacement according to TRACI	Einheit	B4.1	B4.2
GWP-t	kg CO ₂ -Äqv.	0,00	4,98E+00
ODP	kg CFC-11-Äqv.	0,00	1,17E-07
POCP	kg O ₃ -Äqv.	0,00	7,69E-01
EP-t	kg N-Äqv.	0,00	1,39E-01
AP	kg SO ₂ -Äqv.	0,00	1,78E-01
ETPfw	CTUe	0,00	8,53E+04
HTPc	CTUh	0,00	4,25E-06
HTPnc	CTUh	0,00	4,92E-05
PM	kg PM2,5-Äqv.	0,00	2,13E-02

B5 Improvement/modernisation – not relevant

According to the manufacturer, the elements are not included in the improvement/modernisation activities for buildings.

For updated information refer to the respective instructions for assembly/installation, operation and maintenance from Viega GmbH & Co KG.

Ancillary materials, consumables, use of energy and water, material losses, waste as well as transport distances during replacement are negligible.

Since only one scenario is used, the results are shown in the relevant summary table.

B6 Operational energy use – not relevant

There is no energy used during normal use.

Ancillaries, consumables, water use, material losses, waste materials, transport distances and other scenarios are negligible.

Since only one scenario is used, the results are shown in the relevant summary table.

B7 Operational water use – not relevant

There is no water consumption when used as intended. Water consumption for cleaning is specified in module B2.1.

Ancillaries, consumables, energy use, material losses, waste materials, transport distances and other scenarios are negligible.

Since only one scenario is used, the results are shown in the relevant summary table.

C1 Deconstruction

No.	Scenario	Description
C1	Deconstruction	Connecting technology 99% deconstruction; Further deconstruction rates are possible, give adequate reasons.

No relevant inputs or outputs apply to the scenario selected. The energy consumed for deconstruction is negligible. Any arising consumption is marginal.

Since only one scenario is used, the results are shown in the relevant summary table.

In case of deviating consumption, the removal of the products forms part of the site management and is covered at the building level.

C2 Transport

No.	Scenario	Description
C2	Transport	Transport to collection point using 40 t truck (Euro 0-6 mix), diesel, > 32 t payload, 80% capacity used, 50 km (1)

Since only one scenario is used, the results are shown in the relevant summary table.

C3 Waste management

No.	Scenario	Description
C3	Current market situation	Share for recirculation of materials: <ul style="list-style-type: none"> • Plastics 60%, thermal recycling in waste incineration plant (Zukunft Bauen, 2017) • Plastics 40%, material recycling (Zukunft Bauen, 2017) • Copper 100% in melt (Deutsches Kupferinstitut, 2012) • Steel 98% in melt (UBA, 2017) • Remainder to landfill

As the products are placed on the European market, the disposal scenario is based on average European data sets.

The table below describes the disposal processes and their percentage by mass/weight. The calculation is based on the above mentioned shares in percent related to the declared unit of the product system.

C3 Disposal	Unit	C3
Collection process, collected separately	kg	0.99
Collection process, collected as mixed construction waste	kg	0.01
Recovery system, for re-use	kg	0.00
Recovery system, for recycling	kg	0.99
Recovery system, for energy recovery	kg	>0.00
Disposal	kg	0.01

The 100% scenarios differ from current average recycling (C3.4). The evaluation of the individual scenarios is presented in the background report.

Since only one scenario is used, the results are shown in the relevant summary table.

C4 Disposal

No.	Scenario	Description
C4	Disposal	The non-recordable amounts and losses within the re-use/recycling chain (C1 and C3) are modelled as "disposed" (EU-28).

The 100% scenarios differ from current average recycling (C4.4). The evaluation of the individual scenarios is presented in the background report.

The consumption in scenario C4 results from physical pre-treatment, waste recycling and management of the disposal site. The benefits obtained here from the substitution of primary material production are allocated to module D, e.g. electricity and heat from waste incineration.

Since only one scenario is used, the results are shown in the relevant summary table.

D Benefits and loads from beyond the system boundaries

No.	Scenario	Description
D	Recycling potential	Copper scrap from C3 excluding the scrap used in A3 replaces 100% of copper; Steel scrap from C3 excluding the scrap used in A3 replaces 100% of steel; Plastic recyclate from C3 excluding the plastics used in A3 replaces 60% of polyethylene granules; Benefits from waste incineration: electricity replaces electricity mix (EU-28); thermal energy replaces thermal energy from natural gas (EU-28).

The values in module D result from recycling of the packaging material in module A5 and from deconstruction at the end of service life.

The 100% scenarios differ from current average recycling (D4). The evaluation of the individual scenarios is presented in the background report.

Since only one scenario is used, the results are shown in the relevant summary table.

10 Annex B:**Conversion table with piece weights**

Mat. No.	Description	Model No.	Dimensions	Item No.	Description	Weight in kg	Mat. No.	Description	Model No.	Dimensions	Item No.	Description	Weight in kg
204501	Reducer with SC	24151	15 X 14	755782	Profipress dimensions <= 28 mm	0.0294	237071	T-piece with SC	2918	1	774121	ProPress <=1" (Copper)	0.2014
204661	Coupling with SC	2415	14	443740	Profipress dimensions <= 28 mm	0.03336	237081	T-piece with SC	2918	1 X 3/4 X 1/2	774176	ProPress <=1" (Copper)	0.1625
204671	Coupling with SC	2415	16	443856	Profipress dimensions <= 28 mm	0.0355	237091	T-piece with SC	2918	1 X 3/4 X 3/4	774220	ProPress <=1" (Copper)	0.181
204681	Elbow 90° with SC	2416	14	443863	Profipress dimensions <= 28 mm	0.044	237101	T-piece with SC	2918	1 X 3/4 X 1	774275	ProPress <=1" (Copper)	0.2032
204691	Elbow 90° with SC	2416	16	443870	Profipress dimensions <= 28 mm	0.0499	237111	T-piece with SC	2918	1 X 1 X 1/2	774329	ProPress <=1" (Copper)	0.1678
204701	T-piece with SC	2418	14	443887	Profipress dimensions <= 28 mm	0.082	237119	T-piece with SC	2918OM	1 X 1 X 1/2	793214	ProPress <=1" (Copper)	0.171912
204711	T-piece with SC	2418	16	443894	Profipress dimensions <= 28 mm	0.0914	237121	T-piece with SC	2918	1 X 1 X 3/4	774374	ProPress <=1" (Copper)	0.1836
204721	T-piece with SC	2418	14 X 12 X 14	443900	Profipress dimensions <= 28 mm	0.0742	237141	T-piece with SC	2918	1 1/4	774428	ProPress >=1 1/4" (Copper)	0.2721
204731	T-piece	2418	16 X 12 X 14	443917	Profipress dimensions <= 28 mm	0.0852	237151	T-piece with SC	2918	1 1/4 X 1 1/4 X 1	774473	ProPress >=1 1/4" (Copper)	0.24329
204741	T-piece with SC	2418	16 X 14 X 16	443924	Profipress dimensions <= 28 mm	0.08773	237161	T-piece with SC	2918	1 1/4 X 1 1/4 X3/4	774527	ProPress >=1 1/4" (Copper)	0.2297
204751	T-piece with SC	2418	18 X 14 X 18	443931	Profipress dimensions <= 28 mm	0.1023	237171	T-piece with SC	2918	1 1/2	774572	ProPress >=1 1/4" (Copper)	0.5376
204761	T-piece with SC	2418	18 X 16 X 18	443948	Profipress dimensions <= 28 mm	0.1037	237181	T-piece with SC	2918	1 1/2 X 1 1/2 X3/4	774626	ProPress >=1 1/4" (Copper)	0.3612
204771	T-piece with SC	2418	22 X 14 X 22	443955	Profipress dimensions <= 28 mm	0.1235	237191	T-piece with SC	2918	1 1/2 X 1 1/2 X 1	774671	ProPress >=1 1/4" (Copper)	0.3794
204781	T-piece with SC	2418	22 X 16 X 22	443962	Profipress dimensions <= 28 mm	0.13263	237201	T-piece with SC	2918	1 1/2 X 1 1/2 X 1 1/4	774725	ProPress >=1 1/4" (Copper)	0.399
204791	Elbow 45° with SC	2426	14	444051	Profipress dimensions <= 28 mm	0.0369	237211	T-piece with SC	2918	2	774770	ProPress >=1 1/4" (Copper)	0.68
204801	Elbow 45° with SC	2426	16	444068	Profipress dimensions <= 28 mm	0.042	237231	T-piece with SC	2918	2 X 2 X 1 1/2	774824	ProPress >=1 1/4" (Copper)	0.62
204811	Cap with SC	2456	14	444075	Profipress dimensions <= 28 mm	0.0205	237241	T-piece with SC	2918	2 X 2 X 1 1/4	774879	ProPress >=1 1/4" (Copper)	0.548
204821	Cap with SC	2456	16	444082	Profipress dimensions <= 28 mm	0.0241	237271	T-piece with SC	2918	1 1/4 X 1 X 1	145686	ProPress >=1 1/4" (Copper)	0.2521
204891	Reducer with SC	24151	14 X 12	443771	Profipress dimensions <= 28 mm	0.0217	237771	T-piece with SC	2918	1 1/4 X 1 1/4 X1/2	947570	ProPress >=1 1/4" (Copper)	0.2096
204901	Reducer with SC	24151	16 X 12	443788	Profipress dimensions <= 28 mm	0.0253	237781	T-piece with SC	2918	2 X 2 X 3/4	947778	ProPress >=1 1/4" (Copper)	0.4744
204911	Reducer with SC	24151	16 X 14	443795	Profipress dimensions <= 28 mm	0.0301	237791	T-piece with SC	2918	2 X 2 X 1	947731	ProPress >=1 1/4" (Copper)	0.5064
204921	Reducer with SC	24151	18 X 14	443801	Profipress dimensions <= 28 mm	0.0373	237831	T-piece with SC	2918	1 X 1/2 X 1	947679	ProPress <=1" (Copper)	0.2068
204931	Reducer with SC	24151	18 X 16	443818	Profipress dimensions <= 28 mm	0.0361	237841	T-piece with SC	2918	1 1/4 X 1 X 3/4	947624	ProPress >=1 1/4" (Copper)	0.2309
204941	Reducer with SC	24151	22 X 14	443825	Profipress dimensions <= 28 mm	0.0416	237981	T-piece with SC	2918	1 1/2 X 1 1/4 X 1/4	154831	ProPress >=1 1/4" (Copper)	0.386
204951	Reducer with SC	24151	22 X 16	443832	Profipress dimensions <= 28 mm	0.0441	237991	T-piece with SC	2918	2 X 1 1/2 X 1 1/2	155036	ProPress >=1 1/4" (Copper)	0.6154
204961	Elbow 90° with SC	24161	14	444099	Profipress dimensions <= 28 mm	0.0393	238001	Closing cap with SC	2956	1/2	777122	ProPress <=1" (Copper)	0.0257
204971	Elbow 90° with SC	24161	16	444105	Profipress dimensions <= 28 mm	0.0455	238011	Closing cap with SC	2956	3/4	777177	ProPress <=1" (Copper)	0.03985
204981	Elbow 45° with SC	24261	14	444112	Profipress dimensions <= 28 mm	0.0328	238021	Closing cap with SC	2956	1	777221	ProPress <=1" (Copper)	0.05535
204991	Elbow 45° with SC	24261	16	444129	Profipress dimensions <= 28 mm	0.0375	238031	Closing cap with SC	2956	1 1/4	777276	ProPress >=1 1/4" (Copper)	0.079
211671	Reducer with SC	24151	15 X 16	755799	Profipress dimensions <= 28 mm	0.0363	238041	Closing cap with SC	2956	1 1/2	777320	ProPress >=1 1/4" (Copper)	0.1485
232701	Coupling with SC	2915	1/2	780474	ProPress <=1" (Copper)	0.0361	238051	Closing cap with SC	2956	2	777375	ProPress >=1 1/4" (Copper)	0.194
232711	Coupling with SC	2915	3/4	780528	ProPress <=1" (Copper)	0.0596	249101	T-piece with SC	24181	22 X 15 X 22	477356	Profipress dimensions <= 28 mm	0.1228
232721	Coupling with SC	2915	1	780573	ProPress <=1" (Copper)	0.074	249111	T-piece with SC	24181	22 X 15 X 22	477363	Profipress G (CU)	0.1294
232731	Coupling with SC	2915	1 1/4	780627	ProPress >=1 1/4" (Copper)	0.098	253007	Elbow 90° with SC	2416CR	12	706142	Profipress CR	0.0308
232741	Coupling with SC	2915	1 1/2	780672	ProPress >=1 1/4" (Copper)	0.1225	253017	Elbow 90° with SC	2416CR	15	706159	Profipress CR	0.0441
232751	Coupling with SC	2915	2	780726	ProPress >=1 1/4" (Copper)	0.27	253027	Elbow 90° with SC	2416CR	18	706166	Profipress CR	0.0558
233001	Reducer with SC	29151	3/4 X 1/2	780771	ProPress <=1" (Copper)	0.044	253037	Elbow 90° with SC	2416CR	12	706173	Profipress CR	0.0283
233011	Reducer with SC	29151	1 X 1/2	780825	ProPress <=1" (Copper)	0.0578	253047	Elbow 90° with SC	2416CR	15	706180	Profipress CR	0.041
233021	Reducer with SC	29151	1 X 3/4	780870	ProPress <=1" (Copper)	0.0654	253057	Elbow 90° with SC	2416CR	18	706197	Profipress CR	0.0525
233031	Reducer with SC	29151	1 1/4 X 3/4	780924	ProPress >=1 1/4" (Copper)	0.0885	253067	Elbow 45° with SC	2426CR	12	706203	Profipress CR	0.0268
233041	Reducer with SC	29151	1 1/4 X 1	780979	ProPress >=1 1/4" (Copper)	0.086	253077	Elbow 45° with SC	2426CR	15	706210	Profipress CR	0.0383
233061	Reducer with SC	29151	1 1/2 X 1	781020	ProPress >=1 1/4" (Copper)	0.1329	253087	Elbow 45° with SC	2426CR	18	706227	Profipress CR	0.0473
233071	Reducer with SC	29151	1 1/2 X 1 1/4	781075	ProPress >=1 1/4" (Copper)	0.138	253097	Elbow 45° with SC	2426CR	12	706234	Profipress CR	0.0242
233081	Reducer with SC	29151	2 X 1	781129	ProPress >=1 1/4" (Copper)	0.184	253107	Elbow 45° with SC	2426CR	15	706241	Profipress CR	0.0345
233091	Reducer with SC	29151	2 X 1 1/4	781174	ProPress >=1 1/4" (Copper)	0.1895	253117	Elbow 45° with SC	2426CR	18	706258	Profipress CR	0.0439
233101	Reducer with SC	29151	2 X 1 1/2	781228	ProPress >=1 1/4" (Copper)	0.2781	253257	T-piece with SC	2418CR	12	706333	Profipress CR	0.0585
233191	Reducer with SC	29151	1 1/2 X 3/4	781433	ProPress >=1 1/4" (Copper)	0.1258	253267	T-piece with SC	2418CR	15 X 12 X 12	706340	Profipress CR	0.0695
233501	Reducing coupling with SC	29152	3/4 X 1/2	781471	ProPress <=1" (Copper)	0.057	253277	T-piece with SC	2418CR	15 X 12 X 15	706357	Profipress CR	0.0744
233511	Reducing coupling with SC	29152	1 X 3/4	781525	ProPress <=1" (Copper)	0.0793	253287	T-piece with SC	2418CR	15 X 15 X 12	706364	Profipress CR	0.0775
233521	Reducing coupling with SC	29152	1 1/4 X 1	781570	ProPress >=1 1/4" (Copper)	0.1136	253297	T-piece with SC	2418CR	15	706371	Profipress CR	0.0814
233531	Reducing coupling with SC	29152	1 1/2 X 1 1/4	781624	ProPress >=1 1/4" (Copper)	0.188	253307	T-piece with SC	2418CR	15 X 18 X 15	706388	Profipress CR	0.1003
233541	Reducing coupling with SC	29152	2 X 1 1/2	781679	ProPress >=1 1/4" (Copper)	0.288	253317	T-piece with SC	2418CR	18 X 12 X 15	706395	Profipress CR	0.0935
233701	Sliding coupling with SC	29153	1/2	781723	ProPress <=1" (Copper)	0.0361	253327	T-piece with SC	2418CR	18 X 12 X 18	706401	Profipress CR	0.09325
233711	Sliding coupling with SC	29153	3/4	781778	ProPress <=1" (Copper)	0.0596	253337	T-piece with SC	2418CR	18 X 15 X 15	706418	Profipress CR	0.09914
233721	Sliding coupling with SC	29153	1	781822	ProPress <=1" (Copper)	0.0738	253347	T-piece with SC	2418CR	18 X 15 X 18	706425	Profipress CR	0.1051
233731	Sliding coupling with SC	29153	1 1/4	781877	ProPress >=1 1/4" (Copper)	0.09732	253357	T-piece with SC	2418CR	18 X 18 X 15	706432	Profipress CR	0.10494
233741	Sliding coupling with SC	29153	1 1/2	781921	ProPress >=1 1/4" (Copper)	0.214	253367	T-piece with SC	2418CR	18	706449	Profipress CR	0.106
233751	Sliding coupling with SC	29153	2	781976	ProPress >=1 1/4" (Copper)	0.27	253377	Coupling with SC	2415CR	12	706463	Profipress CR	0.0228
234001	Elbow 90° with SC	2916	1/2	773179	ProPress <=1" (Copper)	0.0545	253387	Coupling with SC	2415CR	15	706470	Profipress CR	0.0342
234019	Elbow 90° with SC	2916	3/4 (SHORT)	770222	ProPress <=1" (Copper)	0.0785	253397	Coupling with SC	2415CR	18	706487	Profipress CR	0.0425
234029	Elbow 90° with SC	2916	1 (SHORT)	770277	ProPress <=1" (Copper)	0.12688	253407	Reducer with SC	24151CR	15 X 12	706524	Profipress CR	0.0258
234037	Elbow 90° with SC	2916	1 1/4 (SHORT)	0	ProPress >=1 1/4" (Copper)	0.1652	253417	Reducer with SC	24151CR	18 X 12	706531	Profipress CR	0.0292
234039	Elbow 90° with SC	2916	1 1/4 (SHORT)	770321	ProPress >=1 1/4" (Copper)	0.1652	253427	Reducer with SC	24151CR	18 X 15	706548	Profipress CR	0.0354
234049	Elbow 90° with SC	2916	1 1/2 (SHORT)	770376	ProPress >=1 1/4" (Copper)	0.30246	253437	Reducing coupling with SC	24152CR	15 X 12	706555	Profipress CR	0.0323
234059	Elbow 90° with SC												

Mat. No.	Description	Model No.	Dimensions	Item No.	Description	Weight in kg	Mat. No.	Description	Model No.	Dimensions	Item No.	Description	Weight in kg
263111	Elbow 90° with SC	2616	28	345495	Profipress G (CU)	0,1222	285431	T-piece with SC	2418	28 X 18 X 22	324058	Profipress dimensions <= 28 mm	0,1582
263121	Elbow 90° with SC	2616	35	345501	Profipress G (CU)	0,18013	285441	T-piece with SC	2418	35 X 15 X 35	324865	Profipress dimensions >= 35 mm	0,2145
263131	Elbow 90° with SC	2616	42	345518	Profipress G (CU)	0,3147	285451	T-piece with SC	2418	35 X 18 X 35	324872	Profipress dimensions >= 35 mm	0,2112
263141	Elbow 90° with SC	2616	54	345525	Profipress G (CU)	0,4893	285461	T-piece with SC	2418	35 X 22 X 28	324889	Profipress dimensions >= 35 mm	0,228
263151	Elbow 90° with SC	2616	12	346850	Profipress G (CU)	0,033	285471	T-piece with SC	2418	35 X 28 X 28	324896	Profipress dimensions >= 35 mm	0,2398
263381	Elbow 90° with SC	26161	15	345532	Profipress G (CU)	0,0429	285481	T-piece with SC	2418	42 X 22 X 42	324902	Profipress dimensions >= 35 mm	0,364
263391	Elbow 90° with SC	26161	18	345549	Profipress G (CU)	0,0547	285491	T-piece with SC	2418	54 X 22 X 54	324919	Profipress dimensions >= 35 mm	0,4645
263401	Elbow 90° with SC	26161	22	345556	Profipress G (CU)	0,0848	285501	T-piece with SC	2418	12	291884	Profipress dimensions <= 28 mm	0,059
263411	Elbow 90° with SC	26161	28	345563	Profipress G (CU)	0,1193	285511	T-piece with SC	2418	18	291891	Profipress dimensions <= 28 mm	0,1052
263421	Elbow 90° with SC	26161	35	345570	Profipress G (CU)	0,1701	285521	T-piece with SC	2418	15 X 12 X 12	291907	Profipress dimensions <= 28 mm	0,0714
263431	Elbow 90° with SC	26161	42	345587	Profipress G (CU)	0,3066	285531	T-piece with SC	2418	15 X 12 X 15	291914	Profipress dimensions <= 28 mm	0,0737
263441	Elbow 90° with SC	26161	54	345594	Profipress G (CU)	0,4693	285541	T-piece with SC	2418	18 X 15 X 15	291921	Profipress dimensions <= 28 mm	0,0971
263451	Elbow 90° with SC	26161	12	346881	Profipress G (CU)	0,0304	285551	T-piece with SC	2418	18 X 15 X 18	291938	Profipress dimensions <= 28 mm	0,0978
263681	Elbow 45° with SC	2626	15	345600	Profipress G (CU)	0,0409	285561	T-piece with SC	2418	22 X 18 X 22	291945	Profipress dimensions <= 28 mm	0,1357
263691	Elbow 45° with SC	2626	18	345617	Profipress G (CU)	0,0504	285571	T-piece with SC	2418	15	291952	Profipress dimensions <= 28 mm	0,0814
263701	Elbow 45° with SC	2626	22	345624	Profipress G (CU)	0,075	285581	T-piece with SC	2418	22	291969	Profipress dimensions <= 28 mm	0,1276
263711	Elbow 45° with SC	2626	28	345631	Profipress G (CU)	0,094	285591	T-piece with SC	2418	26	291976	Profipress dimensions <= 28 mm	0,2021
263721	Elbow 45° with SC	2626	35	345648	Profipress G (CU)	0,1448	285601	T-piece with SC	2418	35	291983	Profipress dimensions <= 35 mm	0,2632
263731	Elbow 45° with SC	2626	42	345655	Profipress G (CU)	0,277	285611	T-piece with SC	2418	42	291990	Profipress dimensions >= 35 mm	0,5264
263741	Elbow 45° with SC	2626	54	345662	Profipress G (CU)	0,3675	285621	T-piece with SC	2418	54	292003	Profipress dimensions >= 35 mm	0,6801
263751	Elbow 45° with SC	2626	12	346898	Profipress G (CU)	0,0286	285631	T-piece with SC	2418	22 X 15 X 15	292010	Profipress dimensions <= 28 mm	0,12212
263981	Elbow 45° with SC	26261	15	345679	Profipress G (CU)	0,037	285641	T-piece with SC	2418	22 X 15 X 22	292027	Profipress dimensions <= 28 mm	0,1276
263991	Elbow 45° with SC	26261	18	345686	Profipress G (CU)	0,0456	285651	T-piece with SC	2418	35 X 22 X 35	292034	Profipress dimensions >= 35 mm	0,2207
264001	Elbow 45° with SC	26261	22	345693	Profipress G (CU)	0,06865	285661	T-piece with SC	2418	35 X 28 X 35	292041	Profipress dimensions >= 35 mm	0,2395
264011	Elbow 45° with SC	26261	28	345709	Profipress G (CU)	0,0909	285671	T-piece with SC	2418	42 X 28 X 42	292058	Profipress dimensions >= 35 mm	0,3816
264021	Elbow 45° with SC	26261	35	345716	Profipress G (CU)	0,14312	285681	T-piece with SC	2418	42 X 35 X 42	292065	Profipress dimensions >= 35 mm	0,4024
264031	Elbow 45° with SC	26261	42	345723	Profipress G (CU)	0,253	285691	T-piece with SC	2418	54 X 42 X 54	292072	Profipress dimensions >= 35 mm	0,6078
264041	Elbow 45° with SC	26261	54	345730	Profipress G (CU)	0,357	285901	T-piece with SC	2418	28 X 15 X 28	295189	Profipress dimensions <= 28 mm	0,175
264051	Elbow 45° with SC	26261	12	346904	Profipress G (CU)	0,0266	285911	T-piece with SC	2418	28 X 22 X 28	295196	Profipress dimensions <= 28 mm	0,1856
264061	Cap with SC	2656	15	352790	Profipress G (CU)	0,0243	285951	T-piece with SC	2418	28 X 22 X 22	307899	Profipress dimensions <= 28 mm	0,1851
264071	Cap with SC	2656	18	352806	Profipress G (CU)	0,0306	285961	T-piece with SC	2418	54 X 28 X 54	324926	Profipress dimensions >= 35 mm	0,501
264081	Cap with SC	2656	22	352813	Profipress G (CU)	0,042	285971	T-piece with SC	2418	54 X 35 X 54	324933	Profipress dimensions >= 35 mm	0,5415
264091	Cap with SC	2656	28	352820	Profipress G (CU)	0,0543	286101	Elbow 45° with SC	2426	15	292348	Profipress dimensions <= 28 mm	0,0381
264101	Cap with SC	2656	35	352837	Profipress G (CU)	0,084	286111	Elbow 45° with SC	2426	22	292355	Profipress dimensions <= 28 mm	0,0715
264111	Cap with SC	2656	42	352844	Profipress G (CU)	0,161	286121	Elbow 45° with SC	2426	28	292362	Profipress dimensions <= 28 mm	0,0916
264121	Cap with SC	2656	54	352851	Profipress G (CU)	0,205	286131	Elbow 45° with SC	2426	35	292379	Profipress dimensions >= 35 mm	0,1297
264451	T-piece with SC	2618	15	345938	Profipress G (CU)	0,0846	286141	Elbow 45° with SC	2426	42	292386	Profipress dimensions >= 35 mm	0,256
264461	T-piece with SC	2618	18	345945	Profipress G (CU)	0,1044	286151	Elbow 45° with SC	2426	54	292393	Profipress dimensions >= 35 mm	0,3534
264471	T-piece with SC	2618	22	345952	Profipress G (CU)	0,1257	286161	Elbow 45° with SC	2426	12	292409	Profipress dimensions <= 28 mm	0,026
264481	T-piece with SC	2618	28	345969	Profipress G (CU)	0,2026	286171	Elbow 45° with SC	2426	18	292416	Profipress dimensions <= 28 mm	0,0473
264491	T-piece with SC	2618	35	345976	Profipress G (CU)	0,282	286301	Elbow 45° with SC	24261	15	292508	Profipress dimensions <= 28 mm	0,0342
264501	T-piece with SC	2618	42	345983	Profipress G (CU)	0,5384	286311	Elbow 45° with SC	24261	22	292515	Profipress dimensions <= 28 mm	0,0659
264511	T-piece with SC	2618	54	345990	Profipress G (CU)	0,673	286321	Elbow 45° with SC	24261	28	292522	Profipress dimensions <= 28 mm	0,0885
264521	T-piece with SC	2618	18 X 15 X 18	346003	Profipress G (CU)	0,10441	286331	Elbow 45° with SC	24261	35	292539	Profipress dimensions >= 35 mm	0,1228
264531	T-piece with SC	2618	22 X 15 X 15	346010	Profipress G (CU)	0,1223	286341	Elbow 45° with SC	24261	42	292546	Profipress dimensions >= 35 mm	0,2367
264541	T-piece with SC	2618	22 X 15 X 22	346027	Profipress G (CU)	0,13078	286351	Elbow 45° with SC	24261	54	292553	Profipress dimensions >= 35 mm	0,3425
264551	T-piece with SC	2618	22 X 18 X 22	346034	Profipress G (CU)	0,1386	286361	Elbow 45° with SC	24261	18	292560	Profipress dimensions <= 28 mm	0,0429
264561	T-piece with SC	2618	22 X 22 X 15	346041	Profipress G (CU)	0,146	286371	Elbow 45° with SC	24261	12	292577	Profipress dimensions <= 28 mm	0,0235
264571	T-piece with SC	2618	28 X 15 X 28	346058	Profipress G (CU)	0,1752	286401	Coupling with SC	2415	28	292676	Profipress dimensions <= 28 mm	0,0748
264581	T-piece with SC	2618	28 X 22 X 28	346065	Profipress G (CU)	0,1909	286411	Coupling with SC	2415	22	292683	Profipress dimensions <= 28 mm	0,058
264591	T-piece with SC	2618	35 X 22 X 35	346072	Profipress G (CU)	0,237	286421	Coupling with SC	2415	15	292690	Profipress dimensions <= 28 mm	0,0339
264601	T-piece with SC	2618	35 X 28 X 35	346089	Profipress G (CU)	0,2523	286431	Coupling with SC	2415	35	292706	Profipress dimensions >= 35 mm	0,096
264611	T-piece with SC	2618	42 X 28 X 42	346096	Profipress G (CU)	0,4001	286441	Coupling with SC	2415	42	292713	Profipress dimensions >= 35 mm	0,203
264621	T-piece with SC	2618	42 X 35 X 42	346102	Profipress G (CU)	0,4178	286451	Coupling with SC	2415	54	292720	Profipress dimensions >= 35 mm	0,275
264631	T-piece with SC	2618	54 X 42 X 54	346119	Profipress G (CU)	0,624	286461	Coupling with SC	2415	12	292737	Profipress dimensions <= 28 mm	0,0223
264641	T-piece with SC	2618	12	346959	Profipress G (CU)	0,0613	286471	Coupling with SC	2415	18	292744	Profipress dimensions <= 28 mm	0,0423
264651	T-piece with SC	2618	12 X 15 X 12	346966	Profipress G (CU)	0,06772	286881	Reducer with SC	24151	54 X 28	366476	Profipress dimensions >= 35 mm	0,169
264661	T-piece with SC	2618	15 X 12 X 12	346973	Profipress G (CU)	0,0711	286901	Reducer with SC	24151	22 X 15	396377	Profipress dimensions <= 28 mm	0,0395
264671	T-piece with SC	2618	15 X 12 X 15	346980	Profipress G (CU)	0,0776	286911	Reducer with SC	24151	28 X 18	396384	Profipress dimensions <= 28 mm	0,0525
264681	T-piece with SC	2618	15 X 15 X 12	346997	Profipress G (CU)	0,0819	286921	Reducer with SC	24151	22 X 18	396391	Profipress dimensions <= 28 mm	0,0435
264691	T-piece with SC	2618	22 X 12 X 22	347000	Profipress G (CU)	0,1233	286931	Reducer with SC	24151	18 X 15	396407	Profipress dimensions <= 28 mm	0,0349
264721	Cap with SC	2656	12	438722	Profipress G (CU)	0,0175	286941	Reducer with SC	24151	15 X 12	396414	Profipress dimensions <= 28 mm	0,0256
267171	Elbow with SC	24162	15 X 12	629281	Profipress dimensions <= 28 mm	0,0338	286951	Reducer with SC	24151	54 X 42	396421	Profipress dimensions >= 35 mm	0,2537
267321	Elbow with SC	24262	15 X 12	629298	Profipress dimensions <= 28 mm	0,0295	286961	Reducer with SC	24151	54 X 35	396438	Profipress dimensions >= 35 mm	0,1772
275231	Sliding coupling with SC	24153	15	461256	Profipress dimensions <= 28 mm	0,034	286971	Reducer with SC	24151	42 X 22	396445	Profipress dimensions >= 35 mm	0,12
275241	Sliding coupling with SC	24153	18	461263	Profipress dimensions <= 28 mm	0,0423	286981	Reducer with SC	24151	35 X 22	396452	Profipress dimensions >= 35 mm	0,081
275251	Sliding coupling with SC	24153	22	461270	Profipress dimensions <= 28 mm	0,0582	286991	Reducer with SC	24151	28 X 15	396469	Profipress dimensions <= 28 mm	0,0486
275281	Sliding coupling with SC	24153	28	461287	Profipress dimensions <= 28 mm	0,0739	287001	Reducer with SC	24151	42 X 35	396476	Profipress dimensions >= 35 mm	0,134
275291	Sliding coupling with SC	24153	35	461294	Profipress dimensions >= 35 mm	0,098	287011	Reducer with SC	24151	42 X 28	396483	Profipress dimensions >= 35 mm	0,126
275381	Sliding coupling with SC	24153	42	461317	Profipress dimensions >= 35 mm	0,203	287021	Reducer with SC	24151	35 X 28	396490	Profipress dimensions >= 35 mm	0,0844
275391	Sliding coupling with SC	24153	54	461300	Profipress dimensions >= 35 mm	0,267	287031	Reducer with SC	24151	28 X 22	396506	Profipress dimensions <= 28 mm	0,0583
284241	Sliding coupling with SC	24153	14	755805	Profipress dimensions <= 28 mm	0,03335	287041	Reducer with SC	24151	18 X 12	398586	Profipress dimensions <= 28 mm	0,028
284251	Sliding coupling with SC	24153	16	755812	Profipress dimensions <= 28 mm	0,0355	287301	T-piece with SC	2418	18 X 18 X 15	315009	Profipress dimensions <= 28 mm	0,10503
285001	Elbow 90° with SC	2416	12	291488	Profipress dimensions <= 28 mm	0,03015	287311	T-piece with SC	2418	28 X 28 X 22	315016	Profipress dimensions <= 28 mm	0,192
285011	Elbow 90° with SC	2416	18	291495	Profipress dimensions <= 28 mm	0,0556	287321	T-piece with SC	2418	28 X 18 X 28	315023	Profipress dimensions <= 28 mm	0,164
285021	Elbow 90° with SC	2416	15	291501	Profipress dimensions <= 28 mm	0,0436	287331	T-piece with SC	2418	22 X 22 X 18	315030	Profipress dimensions <= 28 mm	0,1492
285031	Elbow 90° with SC												

Product group: "connecting technology"

Mat. No.	Description	Model No.	Dimensions	Item No.	Description	Weight in kg	Mat. No.	Description	Model No.	Dimensions	Item No.	Description	Weight in kg
288441	End closing piece	2457	28	314569	Profipress dimensions <= 28 mm	0.0325	351581	Elbow 90° with SC	7161	DN25	579487	ProPress C <=1" (CU)	0.1035
288451	End closing piece	2457	22	314576	Profipress dimensions <= 28 mm	0.01994	351591	Elbow 90° with SC	7161	DN32	579494	ProPress C >=1 1/4" (CU)	0.1485
288511	End closing piece	2457	18	330897	Profipress dimensions <= 28 mm	0.0141	351601	Elbow 90° with SC	7161	DN40	579500	ProPress C >=1 1/4" (CU)	0.252
288521	End closing piece	2457	15	330903	Profipress dimensions <= 28 mm	0.0116	351611	Elbow 90° with SC	7161	DN50	579517	ProPress C >=1 1/4" (CU)	0.465
288551	T-piece with SC	2418	18 X 12 X 15	365073	Profipress dimensions <= 28 mm	0.09297	351801	T-piece with SC	718	DN15	579739	ProPress C <=1" (CU)	0.06224
288561	T-piece with SC	2418	35 X 35 X 28	365080	Profipress dimensions >= 35 mm	0.2725	351811	T-piece with SC	718	DN20	579746	ProPress C <=1" (CU)	0.1166
288571	T-piece with SC	2418	35 X 35 X 22	365882	Profipress dimensions >= 35 mm	0.2689	351821	T-piece with SC	718	DN25	579753	ProPress C <=1" (CU)	0.1754
288781	Cap with SC	2456	12	349295	Profipress dimensions <= 28 mm	0.0153	351831	T-piece with SC	718	DN20 X 15 X 15	579760	ProPress C <=1" (CU)	0.0917
288791	Cap with SC	2456	15	349301	Profipress dimensions <= 28 mm	0.02045	351841	T-piece with SC	718	DN20 X 20 X 15	579777	ProPress C <=1" (CU)	0.0982
288801	Cap with SC	2456	18	349363	Profipress dimensions <= 28 mm	0.028	351851	T-piece with SC	718	DN20 X 15 X 20	579784	ProPress C <=1" (CU)	0.1091
288811	Cap with SC	2456	22	349366	Profipress dimensions <= 28 mm	0.0385	351861	T-piece with SC	718	DN32	579791	ProPress C >=1 1/4" (CU)	0.2485
288821	Cap with SC	2456	28	349349	Profipress dimensions <= 28 mm	0.0525	351871	T-piece with SC	718	DN40	579807	ProPress C >=1 1/4" (CU)	0.381
288831	Cap with SC	2456	35	349332	Profipress dimensions >= 35 mm	0.0706	351881	T-piece with SC	718	DN50	579814	ProPress C >=1 1/4" (CU)	0.654
288841	Cap with SC	2456	42	349325	Profipress dimensions >= 35 mm	0.141	351891	T-piece with SC	718	DN25 X 25 X 15	579821	ProPress C <=1" (CU)	0.1389
288851	Cap with SC	2456	54	349318	Profipress dimensions >= 35 mm	0.1923	351901	T-piece with SC	718	DN25 X 25 X 20	579838	ProPress C <=1" (CU)	0.1573
288861	Crossover with SC	2428	15	352134	Profipress dimensions <= 28 mm	0.0985	351911	T-piece with SC	718	DN32 X 32 X 15	579845	ProPress C >=1 1/4" (CU)	0.1794
288871	Crossover with SC	2428	18	352141	Profipress dimensions <= 28 mm	0.13106	351921	T-piece with SC	718	DN32 X 32 X 25	579852	ProPress C >=1 1/4" (CU)	0.228
288881	Crossover with SC	2428	22	352158	Profipress dimensions <= 28 mm	0.1864	351931	T-piece with SC	718	DN40 X 40 X 25	579869	ProPress C >=1 1/4" (CU)	0.3039
294001	Reducing coupling with SC	24152	15 X 12	325770	Profipress dimensions <= 28 mm	0.03145	351941	T-piece with SC	718	DN40 X 40 X 32	579876	ProPress C >=1 1/4" (CU)	0.326
294011	Reducing coupling with SC	24152	18 X 15	325787	Profipress dimensions <= 28 mm	0.0428	351951	T-piece with SC	718	DN50 X 50 X 20	579883	ProPress C >=1 1/4" (CU)	0.431
294021	Reducing coupling with SC	24152	22 X 15	325794	Profipress dimensions <= 28 mm	0.0555	351961	T-piece with SC	718	DN50 X 50 X 25	579890	ProPress C >=1 1/4" (CU)	0.4626
294031	Reducing coupling with SC	24152	22 X 18	325800	Profipress dimensions <= 28 mm	0.0562	351971	T-piece with SC	718	DN50 X 50 X 32	579906	ProPress C >=1 1/4" (CU)	0.5058
294041	Reducing coupling with SC	24152	28 X 22	325817	Profipress dimensions <= 28 mm	0.0788	351981	T-piece with SC	718	DN50 X 50 X 40	579913	ProPress C >=1 1/4" (CU)	0.56
294101	Reducing coupling with SC	24152	42 X 35	328252	Profipress dimensions >= 35 mm	0.1795	352101	Coupling with SC	815	DN15	580124	ProPress C Gas (CU)	0.0265
294111	Reducing coupling with SC	24152	35 X 28	328269	Profipress dimensions >= 35 mm	0.1015	352111	Coupling with SC	815	DN20	580131	ProPress C Gas (CU)	0.0477
294121	Reducing coupling with SC	24152	54 X 42	328276	Profipress dimensions >= 35 mm	0.2848	352121	Coupling with SC	815	DN25	580148	ProPress C Gas (CU)	0.0674
310121	Reducing coupling with SC	7152	DN20 X 18	673611	ProPress C <=1" (CU)	0.0455	352131	Coupling with SC	815	DN32	580155	ProPress C Gas (CU)	0.097
310131	Reducing coupling with SC	7152	DN18 X 15	673628	ProPress C <=1" (CU)	0.0369	352141	Coupling with SC	815	DN40	580162	ProPress C Gas (CU)	0.1525
340001	Coupling with SC	2415XL	64	577582	Profipress XL	0.524	352151	Coupling with SC	815	DN50	580179	ProPress C Gas (CU)	0.251
340021	Reducer with SC	24151XL	64.0 X 42	577605	Profipress XL	0.34	352161	Reducing coupling with SC	8152	DN20 X 15	580186	ProPress C Gas (CU)	0.0424
340031	Reducer with SC	24151XL	64.0 X 54	577612	Profipress XL	0.342	352171	Reducing coupling with SC	8152	DN25 X 20	580193	ProPress C Gas (CU)	0.0657
340101	Sliding coupling with SC	24155XL	64	577650	Profipress XL	0.523	352181	Reducing coupling with SC	8152	DN32 X 25	580209	ProPress C Gas (CU)	0.0919
340111	Adapter with SC	2412XL	64.0 X 2 1/2	577667	Profipress XL	0.763	352191	Reducing coupling with SC	8152	DN40 X 32	580216	ProPress C Gas (CU)	0.1406
340121	Adapter with SC	2411XL	64.0 X 2 1/2	577674	Profipress XL	0.72	352211	Reducing coupling with SC	8152	DN50 X 40	580223	ProPress C Gas (CU)	0.2424
340151	Elbow 90° with SC	2416XL	64	577681	Profipress XL	0.912	352301	Sliding coupling with SC	8155	DN15	580230	ProPress C Gas (CU)	0.0265
340161	Elbow 90° with SC	24161XL	64	577698	Profipress XL	0.865	352311	Sliding coupling with SC	8155	DN20	580247	ProPress C Gas (CU)	0.0477
340171	T-piece with SC	24172XL	64.0 X 3/4 X 64.0	577704	Profipress XL	0.676	352321	Sliding coupling with SC	8155	DN25	580254	ProPress C Gas (CU)	0.0679
340181	T-piece with SC	24172XL	64.0 X 1 X 64.0	577711	Profipress XL	0.743	352331	Sliding coupling with SC	8155	DN32	580261	ProPress C Gas (CU)	0.0995
340191	T-piece with SC	2418XL	64	577728	Profipress XL	0.996	352341	Sliding coupling with SC	8155	DN40	580278	ProPress C Gas (CU)	0.1525
340201	T-piece with SC	2418XL	64.0 X 35 X 64.0	577735	Profipress XL	0.711	352351	Sliding coupling with SC	8155	DN50	580285	ProPress C Gas (CU)	0.251
340211	T-piece with SC	2418XL	64.0 X 42 X 64.0	577742	Profipress XL	0.805	352551	Elbow 90° with SC	8161	DN15	580353	ProPress C Gas (CU)	0.031
340221	T-piece with SC	2418XL	64.0 X 54 X 64.0	577759	Profipress XL	0.866	352561	Elbow 90° with SC	8161	DN20	580360	ProPress C Gas (CU)	0.0618
340251	Elbow 45° with SC	2426XL	64	577766	Profipress XL	0.711	352571	Elbow 90° with SC	8161	DN25	580377	ProPress C Gas (CU)	0.107
340261	Elbow 45° with SC	24261XL	64	577773	Profipress XL	0.6425	352581	Elbow 90° with SC	8161	DN32	580384	ProPress C Gas (CU)	0.152
340271	Cap with SC	2456XL	64.0 X 3/4	577780	Profipress XL	0.417	352591	Elbow 90° with SC	8161	DN40	580391	ProPress C Gas (CU)	0.255
340281	Flange adapter	24595XL	64.0 (DN65)	577797	Profipress XL	2.97	352601	Elbow 90° with SC	8161	DN50	580407	ProPress C Gas (CU)	0.466
340401	Sleeve with SC	2615XL	64	577858	Profipress G XL (CU)	0.5375	352651	T-piece with SC	818	DN15	580506	ProPress C Gas (CU)	0.0622
340411	Reducer with SC	26151XL	64.0 X 42	577865	Profipress G XL (CU)	0.333	352661	T-piece with SC	818	DN20	580513	ProPress C Gas (CU)	0.1166
340421	Reducer with SC	26151XL	64.0 X 54	577872	Profipress G XL (CU)	0.355	352671	T-piece with SC	818	DN20 X 15 X 15	580520	ProPress C Gas (CU)	0.0908
340451	Sliding coupling with SC	26155XL	64	577889	Profipress G XL (CU)	0.5265	352681	T-piece with SC	818	DN20 X 20 X 15	580537	ProPress C Gas (CU)	0.0995
340461	Adapter with SC	2612XL	64.0 X 2 1/2	577896	Profipress G XL (CU)	0.7365	352691	T-piece with SC	818	DN25	580544	ProPress C Gas (CU)	0.181
340471	Adapter with SC	2611XL	64.0 X 2 1/2	577902	Profipress G XL (CU)	0.73	352701	T-piece with SC	818	DN32	580551	ProPress C Gas (CU)	0.2507
340501	Elbow 90° with SC	2616XL	64	577919	Profipress G XL (CU)	0.944	352711	T-piece with SC	818	DN40	580568	ProPress C Gas (CU)	0.3821
340511	Elbow 90° with SC	26161XL	64	577926	Profipress G XL (CU)	0.845	352721	T-piece with SC	818	DN50	580575	ProPress C Gas (CU)	0.649
340521	T-piece with SC	2618XL	64	577933	Profipress G XL (CU)	1.004	352731	T-piece with SC	818	DN25 X 25 X 20	580582	ProPress C Gas (CU)	0.15601
340531	T-piece with SC	2618XL	64.0 X 54 X 64.0	577940	Profipress G XL (CU)	0.8625	352741	T-piece with SC	818	DN32 X 32 X 25	580599	ProPress C Gas (CU)	0.2308
340561	Elbow 45° with SC	2626XL	64	577957	Profipress G XL (CU)	0.73	352751	T-piece with SC	818	DN40 X 40 X 32	580605	ProPress C Gas (CU)	0.3319
340571	Elbow 45° with SC	26261XL	64	577964	Profipress G XL (CU)	0.68	352761	T-piece with SC	818	DN50 X 50 X 40	580612	ProPress C Gas (CU)	0.5488
340581	Flange adapter with SC	26595XL	64.0 (DN65)	577971	Profipress G XL (CU)	2.898	352901	Elbow 45° with SC	826	DN25	580629	ProPress C Gas (CU)	0.0893
351001	Coupling with SC	715	DN15	579159	ProPress C <=1" (CU)	0.0265	352911	Elbow 45° with SC	826	DN32	580636	ProPress C Gas (CU)	0.1184
351011	Coupling with SC	715	DN20	579166	ProPress C <=1" (CU)	0.0465	352921	Elbow 45° with SC	826	DN40	580643	ProPress C Gas (CU)	0.2
351021	Coupling with SC	715	DN25	579173	ProPress C <=1" (CU)	0.067	352931	Elbow 45° with SC	826	DN50	580650	ProPress C Gas (CU)	0.35
351031	Coupling with SC	715	DN32	579180	ProPress C >=1 1/4" (CU)	0.0955	352941	Elbow 45° with SC	8261	DN25	580667	ProPress C Gas (CU)	0.0862
351041	Coupling with SC	715	DN40	579197	ProPress C >=1 1/4" (CU)	0.152	352951	Elbow 45° with SC	8261	DN32	580674	ProPress C Gas (CU)	0.1185
351051	Coupling with SC	715	DN50	579203	ProPress C >=1 1/4" (CU)	0.249	352961	Elbow 45° with SC	8261	DN40	580681	ProPress C Gas (CU)	0.192
351101	Reducing sleeve with SC	7152	DN20 X 15	579210	ProPress C <=1" (CU)	0.0424	352971	Elbow 45° with SC	8261	DN50	580688	ProPress C Gas (CU)	0.333
351111	Reducing sleeve with SC	7152	DN25 X 15	579227	ProPress C <=1" (CU)	0.066	353001	Closing cap with SC	856	DN15	580704	ProPress C Gas (CU)	0.017
351121	Reducing sleeve with SC	7152	DN32 X 15	579234	ProPress C <=1" (CU)	0.06536	353011	Closing cap with SC	856	DN20	580711	ProPress C Gas (CU)	0.031
351131	Reducing sleeve with SC	7152	DN32 X 15	579241	ProPress C >=1 1/4" (CU)	0.0941	353051	Coupling	07152XL	DN65 X 32	578985	ProPress C XL (CU)	0.368
351141	Reducing sleeve with SC	7152	DN32 X 20	579258	ProPress C >=1 1/4" (CU)	0.0953	353061	Coupling	07152XL	DN65 X 40	578992	ProPress C XL (CU)	0.395
351151	Reducing sleeve with SC	7152	DN32 X 25	579265	ProPress C >=1 1/4" (CU)	0.0992	353071	Coupling	07152XL	DN65 X 50	579005	ProPress C XL (CU)	0.4435
351161	Reducing sleeve with SC	7152	DN40 X 20	579272	ProPress C >=1 1/4" (CU)	0.1438	353081	Coupling	07152XL	DN80 X 40	579012	ProPress C XL (CU)	0.508
351171	Reducing sleeve with SC	7152	DN40 X 25	579289	ProPress C >=1 1/4" (CU)	0.147	353091	Coupling	07152XL	DN80 X 50	579029	ProPress C XL (CU)	0.55
351181	Reducing sleeve with SC	7152	DN40 X 32	579296	ProPress C >=1 1/4" (CU)	0.142	353101	Coupling	07152XL	DN80 X 65	579036	ProPress C XL (CU)	0.66
351191	Reducing sleeve with SC	7152	DN50 X 20	579302	ProPress C >=1 1/4" (CU)	0.2451	353111	Coupling	07152XL	DN100 X 50	579043	ProPress C XL (CU)	0.894
351201	Reducing sleeve with SC	7152	DN50 X 25	579319	ProPress C >=1 1/4" (CU)	0.242	353121	Coupling	07152XL	DN100 X 65	579050	ProPress C XL (CU)	1.032
351211	Reducing sleeve with SC	7152	DN50 X 32	579326	ProPress C >=1 1/4" (CU)	0.235	353131	Coupling	07152XL	DN100 X 80	579067	ProPress C XL (CU)	1.051
351221	Reducing sleeve with SC	7152	DN50 X 40	57933									

Mat. No.	Description	Model No.	Dimensions	Item No.	Description	Weight in kg	Mat. No.	Description	Model No.	Dimensions	Item No.	Description	Weight in kg
353481	T-piece	07172XL	DN80 X DN80 X 2	591670	ProPress C XL (CU)	1,159	403221	Elbow 45° with SC	2426XL	108	476922	ProPress XL	2,02
353491	T-piece	07172XL	DN100 X DN100 X 3/4	591687	ProPress C XL (CU)	1,486	403301	Elbow 45° with SC	24261XL	76,1	476939	ProPress XL	0,929
353501	T-piece	07172XL	DN100 X DN100 X 2	591694	ProPress C XL (CU)	1,86	403311	Elbow 45° with SC	24261XL	88,9	476946	ProPress XL	1,13
353601	T-piece	0718XL	DN65	591700	ProPress C XL (CU)	1,0205	403321	Elbow 45° with SC	24261XL	108	476953	ProPress XL	1,911
353611	T-piece	0718XL	DN80	591717	ProPress C XL (CU)	1,357	403401	T-piece with SC	2418XL	76,1	476960	ProPress XL	1,32
353621	T-piece	0718XL	DN100	591724	ProPress C XL (CU)	2,54	403411	T-piece with SC	2418XL	76,1 X 54 X 76,1	476977	ProPress XL	1,0475
353631	T-piece	0718XL	DN65 X 65 X 50	591731	ProPress C XL (CU)	0,86	403421	T-piece with SC	2418XL	88,9	476984	ProPress XL	1,608
353641	T-piece	0718XL	DN80 X 80 X 50	591748	ProPress C XL (CU)	1,059	403431	T-piece with SC	2418XL	88,9 X 54 X 88,9	476991	ProPress XL	1,201
353651	T-piece	0718XL	DN80 X 80 X 65	591755	ProPress C XL (CU)	1,203	403441	T-piece with SC	2418XL	88,9 X 76 X 88,9	477004	ProPress XL	1,497
353661	T-piece	0718XL	DN100 X 100 X 50	591762	ProPress C XL (CU)	1,813	403451	T-piece with SC	2418XL	108	477011	ProPress XL	2,727
353671	T-piece	0718XL	DN100 X 100 X 65	591779	ProPress C XL (CU)	1,907	403461	T-piece with SC	2418XL	108,0 X 54 X 108,0	477028	ProPress XL	1,865
353681	T-piece	0718XL	DN100 X 100 X 80	591786	ProPress C XL (CU)	2,066	403471	T-piece with SC	2418XL	108,0 X 76,1 X 108,0	477035	ProPress XL	2,192
353751	Elbow 45°	0726XL	DN65	591793	ProPress C XL (CU)	0,719	403481	T-piece with SC	2418XL	108,0 X 88,9 X 108,0	477042	ProPress XL	2,33
353761	Elbow 45°	0726XL	DN80	591809	ProPress C XL (CU)	0,994	403601	Coupling with SC	2415XL	76,1	477059	ProPress XL	0,688
353771	Elbow 45°	0726XL	DN100	591816	ProPress C XL (CU)	1,784	403611	Coupling with SC	2415XL	88,9	477066	ProPress XL	0,797
353801	Elbow 45°	07261XL	DN65	591823	ProPress C XL (CU)	0,655	403621	Coupling with SC	2415XL	108	477073	ProPress XL	1,334
353811	Elbow 45°	07261XL	DN80	591830	ProPress C XL (CU)	0,895	403661	T-piece with SC	24172XL	108,0 X 3/4 X 108,0	534110	ProPress XL	1,591
353851	Cap	0756XL	DN65 X 3/4	591854	ProPress C XL (CU)	0,413	403671	T-piece with SC	24172XL	108,0 X 2 X 108,0	534127	ProPress XL	1,981
353861	Cap	0756XL	DN80 X 3/4	591861	ProPress C XL (CU)	0,55	403701	Sliding coupling with SC	24155XL	76,1	477080	ProPress XL	0,689
353871	Cap	0756XL	DN100 X 3/4	591878	ProPress C XL (CU)	0,936	403711	Sliding coupling with SC	24155XL	88,9	477097	ProPress XL	0,8
353901	Flange adapter	07595XL	DN65	591885	ProPress C XL (CU)	2,38	403721	Sliding coupling with SC	24155XL	108	477103	ProPress XL	1,33
353911	Flange adapter	07595XL	DN80	591892	ProPress C XL (CU)	2,986	403761	T-piece with SC	24172XL	76,1 X 3/4 X 76,1	534073	ProPress XL	0,8545
353921	Flange adapter	07595XL	DN100	591908	ProPress C XL (CU)	4,35	403771	T-piece with SC	24172XL	76,1 X 2 X 76,1	534080	ProPress XL	1,152
354001	Elbow 90° with SC	816	DN15	580292	ProPress C Gas (CU)	0,0337	403781	T-piece with SC	24172XL	88,9 X 3/4 X 88,9	534097	ProPress XL	0,987
354011	Elbow 90° with SC	816	DN20	580308	ProPress C Gas (CU)	0,0658	403791	T-piece with SC	24172XL	88,9 X 2 X 88,9	534103	ProPress XL	1,31
354021	Elbow 90° with SC	816	DN25	580315	ProPress C Gas (CU)	0,1094	403801	Reducer with SC	24151XL	76,1 X 54	477110	ProPress XL	0,514
354031	Elbow 90° with SC	816	DN32	580322	ProPress C Gas (CU)	0,1576	403811	Reducer with SC	24151XL	88,9 X 54	477127	ProPress XL	0,595
354041	Elbow 90° with SC	816	DN40	580339	ProPress C Gas (CU)	0,26	403821	Reducer with SC	24151XL	88,9 X 76,1	477134	ProPress XL	0,75
354051	Elbow 90° with SC	816	DN50	580346	ProPress C Gas (CU)	0,469	403831	Reducer with SC	24151XL	108,0 X 54	477141	ProPress XL	0,943
354201	Elbow 45° with SC	726	DN25	579968	ProPress C <=1" (CU)	0,0884	403841	Reducer with SC	24151XL	108,0 X 76,1	477158	ProPress XL	1,08
354211	Elbow 45° with SC	726	DN32	579975	ProPress C >=1 1/4" (CU)	0,12	403851	Reducer with SC	24151XL	108,0 X 88,9	477165	ProPress XL	1,046
354221	Elbow 45° with SC	726	DN40	579982	ProPress C >=1 1/4" (CU)	0,1994	403921	Flange adapter	24595XL	76,1 (DN65)	534042	ProPress XL	2,817
354231	Elbow 45° with SC	726	DN50	579999	ProPress C >=1 1/4" (CU)	0,35	403931	Flange adapter	24595XL	88,9 (DN80)	534059	ProPress XL	3,682
354251	Elbow 45° with SC	7261	DN25	580001	ProPress C <=1" (CU)	0,0836	403941	Flange adapter	24595XL	108,0 (DN100)	534066	ProPress XL	4,49
354261	Elbow 45° with SC	7261	DN32	580018	ProPress C >=1 1/4" (CU)	0,1168	404191	Reducer with SC	24151XL	76,1 X 64,0	587505	ProPress XL	0,611
354271	Elbow 45° with SC	7261	DN40	580025	ProPress C >=1 1/4" (CU)	0,192	422691	Reducer	09151XL	2 1/2 X 1	208145	ProPress XL (CU)	0,342
354281	Elbow 45° with SC	7261	DN50	580032	ProPress C >=1 1/4" (CU)	0,332	422701	Reducer	09151XL	2 1/2 X 1 1/4	208152	ProPress XL (CU)	0,359
354351	Closing cap with SC	756	DN25	580049	ProPress C <=1" (CU)	0,0473	422711	Reducer	09151XL	3 X 1 X 1/4	208176	ProPress XL (CU)	0,4573
354361	Closing cap with SC	756	DN32	580056	ProPress C >=1 1/4" (CU)	0,0712	423001	Elbow 90° with SC	0916XL	2 1/2	206233	ProPress XL (CU)	0,9532
354371	Closing cap with SC	756	DN40	580063	ProPress C >=1 1/4" (CU)	0,1107	423011	Elbow 90° with SC	0916XL	3	206288	ProPress XL (CU)	1,375
354381	Closing cap with SC	756	DN50	580070	ProPress C >=1 1/4" (CU)	0,1855	423021	Elbow 90° with SC	0916XL	4	206332	ProPress XL (CU)	2,597
354701	Closing cap with SC	756	DN15	582746	ProPress C <=1" (CU)	0,017	423101	Elbow 90° with SC	09161XL	2 1/2	206387	ProPress XL (CU)	0,8868
354711	Closing cap with SC	756	DN20	582753	ProPress C <=1" (CU)	0,031	423111	Elbow 90° with SC	09161XL	3	206431	ProPress XL (CU)	1,298
356291	Reducer	07151XL	DN65 X 40	624507	ProPress C XL (CU)	0,273	423121	Elbow 90° with SC	09161XL	4	206486	ProPress XL (CU)	2,5
356301	Reducer	07151XL	DN65 X 50	624514	ProPress C XL (CU)	0,34	423201	Elbow 45° with SC	0926XL	2 1/2	206530	ProPress XL (CU)	0,73
356321	Reducer	07151XL	DN80 X 65	624538	ProPress C XL (CU)	0,608	423211	Elbow 45° with SC	0926XL	3	206585	ProPress XL (CU)	1,06
356331	Reducer	07151XL	DN80 X 50	624545	ProPress C XL (CU)	0,469	423221	Elbow 45° with SC	0926XL	4	206639	ProPress XL (CU)	1,912
356341	Reducer	07151XL	DN100 X 50	624552	ProPress C XL (CU)	0,8655	423301	Elbow 45° with SC	09261XL	2 1/2	206684	ProPress XL (CU)	0,705
356401	Reducing coupling with SC	8152	DN25 X 15	624644	ProPress C Gas (CU)	0,0648	423311	Elbow 45° with SC	09261XL	3	206738	ProPress XL (CU)	0,993
356411	Reducing coupling with SC	8152	DN32 X 15	624651	ProPress C Gas (CU)	0,0933	423321	Elbow 45° with SC	09261XL	4	206783	ProPress XL (CU)	1,7985
356421	Reducing coupling with SC	8152	DN32 X 20	624668	ProPress C Gas (CU)	0,0963	423351	Reducer	09151XL	2 1/2 X 1 1/2	208138	ProPress XL (CU)	0,3992
356431	Reducing coupling with SC	8152	DN40 X 25	624675	ProPress C Gas (CU)	0,1485	423361	Reducer with SC	09151XL	3 X 1 X 1/2	208183	ProPress XL (CU)	0,525
356441	Reducing coupling with SC	8152	DN40 X 20	624682	ProPress C Gas (CU)	0,1469	423371	T-piece with SC	0918XL	3 X 3 X 1 1/2	207988	ProPress XL (CU)	1,056
356451	Reducing coupling with SC	8152	DN50 X 20	624699	ProPress C Gas (CU)	0,2488	423381	T-piece with SC	0918XL	2 1/2 X 2 1/2 X 1 1/2	208039	ProPress XL (CU)	0,821
356461	Reducing coupling with SC	8152	DN50 X 25	624705	ProPress C Gas (CU)	0,2417	423391	T-piece with SC	0918XL	4 X 4 X 1 1/2	208084	ProPress XL (CU)	1,72
356471	Reducing coupling with SC	8152	DN50 X 32	624712	ProPress C Gas (CU)	0,2397	423401	T-piece	0918XL	2 1/2	208087	ProPress XL (CU)	1,04
356481	T-piece with SC	818	DN25 X 25 X 15	624729	ProPress C Gas (CU)	0,24	423411	T-piece with SC	0918XL	2 1/2 X 2 1/2 X 2	206882	ProPress XL (CU)	0,88
356491	T-piece with SC	818	DN32 X 32 X 15	624736	ProPress C Gas (CU)	0,183	423421	T-piece	0918XL	3	206936	ProPress XL (CU)	1,475
356501	T-piece with SC	818	DN40 X 40 X 25	624743	ProPress C Gas (CU)	0,306	423431	T-piece with SC	0918XL	3 X 3 X 2	206981	ProPress XL (CU)	1,134
356511	T-piece with SC	818	DN50 X 50 X 20	624750	ProPress C Gas (CU)	0,438	423441	T-piece	0918XL	3 X 3 X 2 1/2	207032	ProPress XL (CU)	1,317
356521	T-piece with SC	818	DN50 X 50 X 25	624767	ProPress C Gas (CU)	0,4691	423451	T-piece	0918XL	4	207087	ProPress XL (CU)	2,65
356531	T-piece with SC	818	DN50 X 50 X 32	624774	ProPress C Gas (CU)	0,5018	423461	T-piece with SC	0918XL	4 X 4 X 2	207131	ProPress XL (CU)	1,824
356541	Closing cap with SC	856	DN25	624781	ProPress C Gas (CU)	0,0473	423471	T-piece	0918XL	4 X 4 X 2 1/2	207186	ProPress XL (CU)	2,057
356551	Closing cap with SC	856	DN32	624798	ProPress C Gas (CU)	0,0717	423481	T-piece	0918XL	4 X 4 X 3	207230	ProPress XL (CU)	2,202
356561	Closing cap with SC	856	DN40	624804	ProPress C Gas (CU)	0,1115	423501	Sleeve	0915XL	2 1/2	207285	ProPress XL (CU)	0,549
356571	Closing cap with SC	856	DN50	624811	ProPress C Gas (CU)	0,1678	423511	Sleeve	0915XL	3	207339	ProPress XL (CU)	0,757
356631	Reducer	8151	DN20 X 15	623388	ProPress C Gas (CU)	0,0353	423521	Sleeve	0915XL	4	207384	ProPress XL (CU)	1,307
356641	Reducer	7151	DN20 X 15	623432	ProPress C <=1" (CU)	0,0354	423531	Sliding sleeve	09155XL	2 1/2	207438	ProPress XL (CU)	0,545
356651	Reducer	7151	DN25 X 15	623449	ProPress C <=1" (CU)	0,0444	423541	Sliding sleeve	09155XL	3	207483	ProPress XL (CU)	0,755
356661	Reducer	7151	DN25 X 20	623495	ProPress C <=1" (CU)	0,053	423551	Sliding sleeve	09155XL	4	207537	ProPress XL (CU)	1,3
356671	Reducer	8151	DN25 X 15	623395	ProPress C Gas (CU)	0,0448	423601	Reducer with SC	09151XL	2 1/2 X 2	207582	ProPress XL (CU)	0,3697
356681	Reducer	8151	DN25 X 20	623401	ProPress C Gas (CU)	0,0532	423611	Reducer with SC	09151XL	3 X 2	207636	ProPress XL (CU)	0,402
356691	Reducer	07151XL	DN100 X 65	624569	ProPress C XL (CU)	0,924	423621	Reducer	09151XL	3 X 2 1/2	207681	ProPress XL (CU)	0,54
356721	Reducer	07151XL	DN100 X 80	624576	ProPress C XL (CU)	0,948	423631	Reducer with SC	09151XL	4 X 2	207735	ProPress XL (CU)	0,855
356771	Reducer	7151	DN32 X 20	624956	ProPress C <=1" (CU)	0,0759	423641	Reducer	09151XL	4 X 2 1/2	207780	ProPress XL (CU)	0,96
356781	Reducer	7151	DN32 X 25	624972	ProPress C <=1" (CU)	0,0826	423651	Reducer	09151XL	4 X 3	207834	ProPress XL (CU)	1,0415
356791	Reducer	8151	DN32 X 20	623418	ProPress C Gas (CU)	0,0767	423701	Adapter	0911XL	2 1/2	208237	ProPress XL (CU)	0,719
356801	Reducer	8151	DN32 X 25	623425	ProPress C Gas (CU)	0,0834	423711	Adapter	0911XL	3	208282	ProPress XL (CU)	1,05
403001	Elbow 90° with SC	2416XL	76,1	476847	ProPress XL	1,255	423721	Adapter	0911XL	4	208381	ProPress XL (CU)	1,653
403011	Elbow 90° with SC	2416XL	88,9										

Product group: "connecting technology"

Mat. No.	Description	Model No.	Dimensions	Item No.	Description	Weight in kg	Mat. No.	Description	Model No.	Dimensions	Item No.	Description	Weight in kg
426001	Adapter	0912XL	3	208299	ProPress XL (CU)	1.326	516381	T-piece with SC	2618	42 X 22 X 42	664589	Profipress G (CU)	0.3827
426011	Adapter	0912XL	4	208398	ProPress XL (CU)	1.998	564251	Elbow 45° with SC	726	DN15	700904	ProPress C <=1" (CU)	0.031
429001	Coupling	415	1/2	451325	ProPress <=1" (Copper)	0.0392	564261	Elbow 45° with SC	726	DN20	700911	ProPress C <=1" (CU)	0.0527
429021	Coupling	415	3/4	450519	ProPress <=1" (Copper)	0.0606	564271	Elbow 45° with SC	7261	DN15	700928	ProPress C <=1" (CU)	0.0273
429031	Coupling	415	1	450526	ProPress <=1" (Copper)	0.074	564281	Elbow 45° with SC	7261	DN20	700935	ProPress C <=1" (CU)	0.0514
429041	Coupling	415	1 1/4	450540	ProPress >=1 1/4" (Copper)	0.102	564291	T-piece with SC	718	DN40 X 40 X 20	700942	ProPress C >=1 1/4" (CU)	0.2643
429051	Coupling	415	1 1/2	451356	ProPress >=1 1/4" (Copper)	0.2113	564301	Sliding coupling with SC	7155	DN18	700959	ProPress C <=1" (CU)	0.0367
429061	Coupling	415	2	451363	ProPress >=1 1/4" (Copper)	0.273	565681	Adapter with SC	2411XL	79 X 3 BSP	702274	Profipress XL	1.05
429411	Sliding coupling	4155	3/4	451400	ProPress <=1" (Copper)	0.059	565691	Adapter with SC	2411XL	104 X 4 BSP	702281	Profipress XL	1.656
429421	Sliding coupling	4155	1	451417	ProPress <=1" (Copper)	0.074	565701	Adapter with SC	2412XL	79 X 3 BSP	702298	Profipress XL	1.33
429431	Sliding coupling	4155	1 1/4	451424	ProPress >=1 1/4" (Copper)	0.105	565711	Adapter with SC	2412XL	104 X 4 BSP	702304	Profipress XL	1.847
429441	Sliding coupling	4155	1 1/2	451448	ProPress >=1 1/4" (Copper)	0.213	565721	Coupling with SC	2415XL	79	702311	Profipress XL	0.757
429451	Sliding coupling	4155	2	451455	ProPress >=1 1/4" (Copper)	0.2716	565731	Coupling with SC	2415XL	104	702328	Profipress XL	1.307
429601	Reducing coupling with SC	4152	3/4 X 1/2	451462	ProPress <=1" (Copper)	0.05759	565741	Sliding coupling with SC	24155XL	79	702335	Profipress XL	0.757
429611	Reducing coupling with SC	4152	1 X 3/4	451806	ProPress <=1" (Copper)	0.07999	565751	Sliding coupling with SC	24155XL	104	702342	Profipress XL	1.3
429621	Reducing coupling with SC	4152	1 1/4 X 1	451479	ProPress >=1 1/4" (Copper)	0.1143	565761	Reducer with SC	24151XL	79 X 54	702359	Profipress XL	0.402
429631	Reducing coupling with SC	4152	1 1/2 X 1 1/4	451486	ProPress >=1 1/4" (Copper)	0.1869	565771	Reducer with SC	24151XL	79 X 66	702366	Profipress XL	0.545
429671	Reducing coupling with SC	4152	1 1/2 X 1	492731	ProPress >=1 1/4" (Copper)	0.1868	565781	Reducer with SC	24151XL	104 X 54	702373	Profipress XL	0.855
429681	Reducing coupling with SC	4152	2 X 1	492748	ProPress >=1 1/4" (Copper)	0.2586	565791	Reducer with SC	24151XL	104 X 66	702380	Profipress XL	0.93
429801	Elbow	416	1/2	451509	ProPress <=1" (Copper)	0.052	565801	Reducer with SC	24151XL	104 X 79	702397	Profipress XL	1.0415
429811	Elbow	416	3/4	451516	ProPress <=1" (Copper)	0.078	565811	Elbow 90° with SC	2416XL	79	702403	Profipress XL	1.375
429821	Elbow	416	1	451523	ProPress <=1" (Copper)	0.1263	565821	Elbow 90° with SC	2416XL	104	702410	Profipress XL	2.624
429831	Elbow	416	1 1/4	451530	ProPress >=1 1/4" (Copper)	0.1727	565831	Elbow 90° with SC	24161XL	79	702427	Profipress XL	1.298
429841	Elbow	416	1 1/2	451547	ProPress >=1 1/4" (Copper)	0.3004	565841	Elbow 90° with SC	24161XL	104	702434	Profipress XL	2.52
429851	Elbow	416	2	451554	ProPress >=1 1/4" (Copper)	0.4806	565851	Elbow 45° with SC	2426XL	79	702441	Profipress XL	1.047
430211	T-piece with SC	418	3/4	451608	ProPress <=1" (Copper)	0.15295	565861	Elbow 45° with SC	2426XL	104	702458	Profipress XL	1.936
430221	T-piece with SC	418	3/4 X 3/4 X 1/2	451615	ProPress <=1" (Copper)	0.13068	565871	Elbow 45° with SC	24261XL	79	702465	Profipress XL	0.994
430241	T-piece with SC	418	1 X 1 X 3/4	451639	ProPress <=1" (Copper)	0.18558	565881	Elbow 45° with SC	24261XL	104	702472	Profipress XL	1.805
430251	T-piece with SC	418	1 1/4	451646	ProPress >=1 1/4" (Copper)	0.2765	565891	T-piece with SC	2418XL	79	702489	Profipress XL	1.475
430271	T-piece with SC	418	1 1/4 X 1 1/4 X 1	451660	ProPress >=1 1/4" (Copper)	0.2526	565901	T-piece with SC	2418XL	104	702496	Profipress XL	2.65
430291	T-piece with SC	418	1 1/2 X 1 1/2 X 3/4	451684	ProPress >=1 1/4" (Copper)	0.3633	565911	T-piece with SC	2418XL	79 X 35 X 79	702502	Profipress XL	0.966
430301	T-piece with SC	418	1 1/2 X 1 1/2 X 1	451691	ProPress >=1 1/4" (Copper)	0.3836	565921	T-piece with SC	2418XL	79 X 42 X 79	702519	Profipress XL	1.065
430331	T-piece with SC	418	2 X 2 X 1 1/4	451721	ProPress >=1 1/4" (Copper)	0.5614	565931	T-piece with SC	2418XL	79 X 54 X 79	702526	Profipress XL	1.132
430441	T-piece with SC	418	2 X 2 X 3/4	456351	ProPress >=1 1/4" (Copper)	0.4777	565951	T-piece with SC	2418XL	79 X 66 X 79	702533	Profipress XL	1.317
430451	T-piece with SC	418	2 X 2 X 1	456368	ProPress >=1 1/4" (Copper)	0.5137	565961	T-piece with SC	2418XL	104 X 66 X 104	702540	Profipress XL	2.053
437871	Angle	29752	STUB OUT 1/2X4X8	197869	ProPress <=1" (Copper)	0.131	565971	T-piece with SC	2418XL	104 X 79 X 104	702557	Profipress XL	2.236
437881	Angle	29752	STUB OUT 3/4X4X8	197913	ProPress <=1" (Copper)	0.217	565981	Closing cap with SC	24561XL	79	702564	Profipress XL	0.461
452201	Reducing coupling with SC	29152	1 X 1/2	156033	ProPress <=1" (Copper)	0.0796	565991	Closing cap with SC	24561XL	104	702571	Profipress XL	0.784
452211	Reducing coupling with SC	29152	1 1/4 X 3/4	155937	ProPress >=1 1/4" (Copper)	0.1063	566001	Flange adapter	24595XL	79	702588	Profipress XL	3.455
452221	Reducing coupling with SC	29152	1 1/2 X 1	155883	ProPress >=1 1/4" (Copper)	0.179	566011	Flange adapter	24595XL	104	702595	Profipress XL	5.33
452231	Reducing coupling with SC	29152	2 X 1	156088	ProPress >=1 1/4" (Copper)	0.2507	566741	Coupling with SC	26152EA	28 X 22	703059	Profipress G (CU)	0.0813
452591	Reducing coupling with SC	29152	2 X 3/4	184685	ProPress >=1 1/4" (Copper)	0.2509	567531	Elbow 90° with SC	2616EA	28	711986	Profipress G (CU)	0.1222
452651	T-piece with SC	2918	1/2 X 1/2 X 1	154930	ProPress <=1" (Copper)	0.1405	567541	Sleeve with SC	2615EA	28	711993	Profipress G (CU)	0.076
452691	T-piece with SC	2918	1 X 1 X 1 1/4	154886	ProPress <=1" (Copper)	0.263	567561	Elbow 45° with SC	2626EA	28	721013	Profipress G (CU)	0.0938
452731	T-piece with SC	2918	1 1/2 X 1 1/2 X 1/2	154880	ProPress >=1 1/4" (Copper)	0.383	567571	Elbow 45° with SC	26261EA	28	721020	Profipress G (CU)	0.0909
452771	T-piece with SC	2918	1 1/2 X 1 X 1	154589	ProPress >=1 1/4" (Copper)	0.3623	567581	Elbow 90° with SC	26161EA	28	721037	Profipress G (CU)	0.118
452781	T-piece with SC	2918	1 1/2 X 1 X 1 1/2	154633	ProPress >=1 1/4" (Copper)	0.4856	567601	Sleeve with SC	2615EA	22	721051	Profipress G (CU)	0.0613
452791	T-piece with SC	2918	1 1/2 X 1 1/4 X 1	154534	ProPress >=1 1/4" (Copper)	0.3646	567621	Elbow 90° with SC	2616EA	22	721075	Profipress G (CU)	0.0936
452841	T-piece with SC	2918	2 X 1 X 1 1/4	155180	ProPress >=1 1/4" (Copper)	0.523	572291	T-piece with SC	2418XL	76.1 X 66.7 X 76.1	719234	Profipress XL	1.264
452851	T-piece with SC	2918	2 X 1 1/2 X 3/4	155135	ProPress >=1 1/4" (Copper)	0.4592	572341	Reducer with SC	24151XL	76.1 X 66.7	719241	Profipress XL	0.54
452861	T-piece with SC	2918	2 X 1 1/2 X 1	154985	ProPress >=1 1/4" (Copper)	0.4931	573461	Sliding coupling with SC	24153	12	713416	Profipress dimensions <= 28 mm	0.02245
452871	T-piece with SC	2918	2 X 1 X 1 1/4	155081	ProPress >=1 1/4" (Copper)	0.542	576731	Elbow 90° with SC	2416XL	66.7	645137	Profipress XL	0.946
452891	T-piece with SC	2918	2 X 2 X 1/2	155388	ProPress >=1 1/4" (Copper)	0.454	576741	Elbow 90° with SC	24161XL	66.7	645350	Profipress XL	0.871
452991	Reducing coupling with SC	29152	1 1/2 X 3/4	184739	ProPress >=1 1/4" (Copper)	0.1823	576751	Elbow 45° with SC	2426XL	66.7	645144	Profipress XL	0.733
478261	T-piece with SC	2918	2 X 1 1/2 X 2	222288	ProPress >=1 1/4" (Copper)	0.6824	576761	Elbow 45° with SC	24261XL	66.7	645367	Profipress XL	0.678
478271	T-piece with SC	2918	1 1/2 X 1/4 X 3/4	222332	ProPress >=1 1/4" (Copper)	0.3314	576771	T-piece with SC	2418XL	66.7	645374	Profipress XL	1.034
478281	T-piece with SC	2918	1 1/4 X 1 X 1/2	222387	ProPress >=1 1/4" (Copper)	0.2036	576781	T-piece with SC	2418XL	66.7 X 35 X 66.7	645381	Profipress XL	0.729
478291	T-piece with SC	2918	1 1/4 X 3/4 X 1/2	222431	ProPress >=1 1/4" (Copper)	0.212	576791	T-piece with SC	2418XL	66.7 X 54 X 66.7	645398	Profipress XL	0.873
478301	T-piece with SC	2918	1 1/4 X 3/4 X 1 1/4	222486	ProPress >=1 1/4" (Copper)	0.276	576801	T-piece with SC	2418XL	66.7 X 42 X 66.7	645404	Profipress XL	0.802
478311	T-piece with SC	2918	1 1/4 X 1/2 X 1 1/4	222530	ProPress >=1 1/4" (Copper)	0.244	576811	T-piece with SC	2418XL	66.7 X 28 X 66.7	645411	Profipress XL	0.695
478321	T-piece with SC	2918	1 1/4 X 3/4 X 3/4	222585	ProPress >=1 1/4" (Copper)	0.233	576821	Closing cap with SC	24561XL	66.7	645428	Profipress XL	0.395
478331	T-piece with SC	2918	1 1/4 X 3/4 X 1	222684	ProPress >=1 1/4" (Copper)	0.251	576831	Coupling with SC	2415XL	66.7	645435	Profipress XL	0.545
478341	T-piece with SC	2918	1 X 1/2 X 3/4	222639	ProPress <=1" (Copper)	0.1815	576841	Sliding coupling with SC	24155XL	66.7	645442	Profipress XL	0.545
478351	T-piece with SC	0918XL	2 1/2 X 2 X 1 1/2	222783	ProPress XL (CU)	0.835	576851	Reducer with SC	24151XL	66.7 X 54	645459	Profipress XL	0.364
478361	T-piece with SC	0918XL	2 1/2 X 2 X 1	222837	ProPress XL (CU)	0.7577	576861	Reducer with SC	24151XL	66.7 X 42	645466	Profipress XL	0.403
478371	T-piece with SC	0918XL	2 1/2 X 2 X 1 1/4	222882	ProPress XL (CU)	0.74	576871	Reducer with SC	24151XL	66.7 X 28	645473	Profipress XL	0.343
478381	T-piece with SC	0918XL	2 1/2 X 2 X 1/2 X 1	222936	ProPress XL (CU)	0.69	576881	Reducer with SC	24151XL	66.7 X 35	645480	Profipress XL	0.36
478391	T-piece with SC	0918XL	2 1/2 X 2 1/2 X 3/4	222981	ProPress XL (CU)	0.035	576891	Adapter with SC	2411XL	66.7 X 2 1/2	645510	Profipress XL	0.695
478401	T-piece with SC	0918XL	2 1/2 X 2 1/2 X 1	223032	ProPress XL (CU)	0.673	576901	Adapter with SC	2412XL	66.7 X 2 1/2	645527	Profipress XL	0.737
478411	T-piece with SC	0918XL	3 X 3 X 1 1/4	223131	ProPress XL (CU)	0.966	576911	Flange adapter	24595XL	66.7 (DN65)	645534	Profipress XL	3.111
478421	T-piece with SC	0918XL	3 X 3 X 1	223207	ProPress XL (CU)	0.936	576921	Reducer with SC	24151XL	108 X 66.7	645497	Profipress XL	0.999
478431	T-piece with SC	0918XL	3 X 3 X 3/4	223230	ProPress XL (CU)	0.9	576931	Reducer with SC	24151XL	88.9 X 66.7	645503	Profipress XL	0.68
478441	Reducing coupling with SC	29152	2 X 1 X 1/4	223285	ProPress >=1 1/4" (Copper)	0.251	580201	Elbow 90° with SC	4516	12	627225	Profipress S (CU)	0.032
478451	Reducer with SC	29151	1 1/4 X 1/2	223339	ProPress >=1 1/4" (Copper)	0.07752	580211	Elbow 90° with SC	4516	15	628178	Profipress S (CU)	0.0464
516161	Reducer with SC	26151	15 X 14	755829	Profipress G (CU)	0.0322	580221	Elbow 90° with SC	4516	18	628185	Profipress S (CU)	0.0584
516171	Reducer with SC	26151	15 X 16	755836	Profipress G (CU)	0.0391	580231	Elbow 90° with SC	4516	22	628192	Profipress S (CU)	0.0918
516221	Elbow 9												

Product group: "connecting technology"

Mat. No.	Description	Model No.	Dimensions	Item No.	Description	Weight in kg
580401	Elbow 45° with SC	45261	18	628369	Profipress S (CU)	0,047
580411	Elbow 45° with SC	45261	22	628376	Profipress S (CU)	0,068
580421	Elbow 45° with SC	45261	28	628383	Profipress S (CU)	0,092
580431	Elbow 45° with SC	45261	35	628390	Profipress S (CU)	0,136
580441	T-piece with SC	4518	12	628406	Profipress S (CU)	0,0597
580451	T-piece with SC	4518	15	628413	Profipress S (CU)	0,0827
580461	T-piece with SC	4518	15 X 12 X 15	628420	Profipress S (CU)	0,07418
580471	T-piece with SC	4518	18	628437	Profipress S (CU)	0,1065
580481	T-piece with SC	4518	18 X 15 X 18	628444	Profipress S (CU)	0,10594
580491	T-piece with SC	4518	22	628451	Profipress S (CU)	0,13204
580501	T-piece with SC	4518	22 X 15 X 22	627843	Profipress S (CU)	0,133
580511	T-piece with SC	4518	22 X 18 X 22	628550	Profipress S (CU)	0,1398
580521	T-piece with SC	4518	28	628567	Profipress S (CU)	0,1968
580531	T-piece with SC	4518	28 X 15 X 28	628574	Profipress S (CU)	0,1688
580541	T-piece with SC	4518	28 X 18 X 28	628581	Profipress S (CU)	0,164
580551	T-piece with SC	4518	28 X 22 X 28	628598	Profipress S (CU)	0,162
580561	T-piece with SC	4518	35	628604	Profipress S (CU)	0,2787
580571	T-piece with SC	4518	35 X 22 X 35	628611	Profipress S (CU)	0,2321
580581	T-piece with SC	4518	35 X 28 X 35	628628	Profipress S (CU)	0,248
580841	Coupling with SC	4515	12	628932	Profipress S (CU)	0,0252
580851	Coupling with SC	4515	15	628949	Profipress S (CU)	0,0375
580861	Coupling with SC	4515	18	628956	Profipress S (CU)	0,046
580871	Coupling with SC	4515	22	628963	Profipress S (CU)	0,0613
580881	Coupling with SC	4515	28	628970	Profipress S (CU)	0,077
580891	Coupling with SC	4515	35	628987	Profipress S (CU)	0,114
580901	Reducer with SC	45151	15 X 12	628994	Profipress S (CU)	0,0266
580911	Reducer with SC	45151	18 X 15	629007	Profipress S (CU)	0,0365
580921	Reducer with SC	45151	22 X 15	629014	Profipress S (CU)	0,0414
580931	Reducer with SC	45151	22 X 18	629021	Profipress S (CU)	0,0451
580941	Reducer with SC	45151	28 X 15	629038	Profipress S (CU)	0,0491
580951	Reducer with SC	45151	28 X 18	629045	Profipress S (CU)	0,0553
580961	Reducer with SC	45151	28 X 22	629052	Profipress S (CU)	0,06
580971	Reducer with SC	45151	35 X 22	629069	Profipress S (CU)	0,087
580981	Reducer with SC	45151	35 X 28	629076	Profipress S (CU)	0,0997
626703	Elbow 90° with SC	29160M	3/4	772004	ProPress <=1" (Copper)	0,090718
626713	Elbow 90° with SC	29160M	1/2	772059	ProPress <=1" (Copper)	0,058967
626723	Elbow 90° with SC	29160M	1	772103	ProPress <=1" (Copper)	0,133809
626733	Sleeve with SC	29150M	3/4	772158	ProPress <=1" (Copper)	0,06577
626743	Sleeve with SC	29150M	1/2	772202	ProPress <=1" (Copper)	0,043091
626753	Closing cap with SC	29560M	1/2	772257	ProPress <=1" (Copper)	0,031751
626763	T-piece with SC	29180M	3/4	772301	ProPress <=1" (Copper)	0,148778
626773	T-piece with SC	29180M	1/2	772356	ProPress <=1" (Copper)	0,102058
626783	Elbow 45° with SC	29260M	3/4	772400	ProPress <=1" (Copper)	0,074842
626803	Elbow 45° with SC	29260M	1/2	772455	ProPress <=1" (Copper)	0,0499
626813	Sliding coupling with SC	291530M	3/4	772509	ProPress <=1" (Copper)	0,068038
626823	Sliding coupling with SC	291530M	1/2	772554	ProPress <=1" (Copper)	0,045359
626833	Closing cap with SC	29560M	3/4	772608	ProPress <=1" (Copper)	0,045359
626843	T-piece with SC	29180M	3/4 X 3/4 X 1/2	772653	ProPress <=1" (Copper)	0,136077
626853	Reducing coupling with SC	291520M	3/4 X 1/2	772707	ProPress <=1" (Copper)	0,056245
626863	Elbow 45° with SC	29260M	1	772752	ProPress <=1" (Copper)	0,095254
626883	T-piece with SC	29180M	1	772851	ProPress <=1" (Copper)	0,20457
626893	T-piece with SC	29180M	1 X 1 X 3/4	772950	ProPress <=1" (Copper)	0,181437
626903	Closing cap with SC	29560M	1	773001	ProPress <=1" (Copper)	0,058967
626923	Reducing coupling with SC	291520M	1 X 3/4	773056	ProPress <=1" (Copper)	0,080286
626943	T-piece with SC	29180M	3/4 X 1/2 X 1/2	773155	ProPress <=1" (Copper)	0,125645
626953	T-piece with SC	29180M	3/4 X 1/2 X 3/4	773209	ProPress <=1" (Copper)	0,147871
626963	T-piece with SC	29180M	1 X 3/4 X 3/4	773353	ProPress <=1" (Copper)	0,182344
628103	T-piece with SC	29180M	1 X 3/4 X 1	773551	ProPress <=1" (Copper)	0,205477
628193	Sliding coupling with SC	291530M	1	774954	ProPress <=1" (Copper)	0,079378
628953	Elbow 90° with SC	29160M	3/4	774206	ProPress <=1" (Copper)	0,085502
628963	Elbow 90° with SC	29160M	1/2	774251	ProPress <=1" (Copper)	0,055642
629043	Elbow 90° with SC	29160M	1	774305	ProPress <=1" (Copper)	0,148325
629063	Coupling with SC	29150M	3/4	774350	ProPress <=1" (Copper)	0,066421
629103	Coupling with SC	29150M	1/2	774404	ProPress <=1" (Copper)	0,043318
629123	Closing cap with SC	29560M	1/2	774459	ProPress <=1" (Copper)	0,029484
629173	Closing cap with SC	29560M	3/4	774503	ProPress <=1" (Copper)	0,043318
629173	Closing cap with SC	29560M	1	774558	ProPress <=1" (Copper)	0,053977
629173	Sleeve with SC	29150M	1	774312	ProPress <=1" (Copper)	0,079378
629811	Reducing coupling with SC	26152	15 X 12	660239	Profipress G (CU)	0,0347
629903	T-piece with SC	29180M	3/4	774602	ProPress <=1" (Copper)	0,162385
629913	T-piece with SC	29180M	1/2	774657	ProPress <=1" (Copper)	0,107503
629923	T-piece with SC	29180M	1	774701	ProPress <=1" (Copper)	0,22226
629933	Sliding coupling with SC	291530M	3/4	774756	ProPress <=1" (Copper)	0,066224
629943	Sliding coupling with SC	291530M	1/2	774800	ProPress <=1" (Copper)	0,043091
629953	Elbow 90° with SC	291610M	1/2	774060	ProPress <=1" (Copper)	0,0472
629963	Elbow 90° with SC	291610M	3/4	774084	ProPress <=1" (Copper)	0,0745
634101	Adapter	0711XL	DN65	687458	ProPress C XL (CU)	0,715
634111	Adapter	0711XL	DN80	687465	ProPress C XL (CU)	0,895
634121	Adapter	0712XL	DN65	687472	ProPress C XL (CU)	0,763
635691	T-piece with SC	718	DN32 X 32 X 20	668983	ProPress C >=1 1/4" (CU)	0,2048
635701	T-piece with SC	818	DN32 X 32 X 20	668990	ProPress C Gas (CU)	0,2079
635711	Reducer	7151	DN40 X 20	669003	ProPress C >=1 1/4" (CU)	0,096
635721	Reducer	7151	DN40 X 25	669010	ProPress C >=1 1/4" (CU)	0,1
635731	Reducer	7151	DN40 X 32	669027	ProPress C >=1 1/4" (CU)	0,108
635741	Reducer	7151	DN50 X 25	669034	ProPress C >=1 1/4" (CU)	0,1568
635751	Reducer	7151	DN50 X 32	669041	ProPress C >=1 1/4" (CU)	0,1587
635761	Reducer	7151	DN50 X 40	669058	ProPress C >=1 1/4" (CU)	0,1894
635771	Reducer	8151	DN40 X 20	669065	ProPress C Gas (CU)	0,096
635781	Reducer	8151	DN40 X 25	669072	ProPress C Gas (CU)	0,1
635791	Reducer	8151	DN40 X 32	669089	ProPress C Gas (CU)	0,108
635801	Reducer	8151	DN50 X 25	669096	ProPress C Gas (CU)	0,1568
635811	Reducer	8151	DN50 X 32	669102	ProPress C Gas (CU)	0,16

Mat. No.	Description	Model No.	Dimensions	Item No.	Description	Weight in kg
635821	Reducer	8151	DN50 X 40	669119	ProPress C Gas (CU)	0,179
639011	Elbow	29163	3/4 X 1/2	773254	ProPress <=1" (Copper)	0,07278
639021	Elbow	29163	1 X 3/4	773308	ProPress <=1" (Copper)	0,1139
640631	T-piece with SC	818	DN20 X 15 X 20	701475	ProPress C Gas (CU)	0,1081
644701	T-piece with SC	2618	22 X 14 X 22	677664	ProPress G (CU)	0,12704
644711	T-piece with SC	2618	22 X 16 X 22	677671	ProPress G (CU)	0,1374
644741	Reducing coupling with SC	26152	16 X 15	677701	ProPress G (CU)	0,0415
664391	Sliding coupling with SC	29155	1/2	790053	ProPress <=1" (Copper)	0,0631
664401	Sliding coupling with SC	29155	3/4	790107	ProPress <=1" (Copper)	0,0963
664411	Sliding coupling with SC	29155	1	790152	ProPress <=1" (Copper)	0,1288
664421	Sliding coupling with SC	29155	1 1/4	790206	ProPress >=1 1/4" (Copper)	0,1814
664431	Sliding coupling with SC	29155	1 1/2	790251	ProPress >=1 1/4" (Copper)	0,3144
664441	Sliding coupling with SC	29155	2	790305	ProPress >=1 1/4" (Copper)	0,41106
664481	T-piece with SC	2918	1 1/2 X 1 X 3/4	796604	ProPress >=1 1/4" (Copper)	0,3516
682841	Coupling	09152XL	2 1/2 X 1	206851	ProPress XL (CU)	0,375
682851	Coupling	09152XL	2 1/2 X 1 1/4	206905	ProPress XL (CU)	0,386
682861	Coupling	09152XL	2 1/2 X 1 1/2	206950	ProPress XL (CU)	0,447
682871	Coupling	09152XL	2 1/2 X 2	270001	ProPress XL (CU)	0,475
682881	Coupling	09152XL	3 X 1 1/2	207056	ProPress XL (CU)	0,565
682891	Coupling	09152XL	3 X 2	207100	ProPress XL (CU)	0,585
682901	Coupling	09152XL	3 X 2 1/2	207155	ProPress XL (CU)	0,685
682911	Coupling	09152XL	4 X 2	207209	ProPress XL (CU)	0,948
682921	Coupling	09152XL	4 X 2 1/2	207254	ProPress XL (CU)	1,058
682931	Coupling	09152XL	4 X 3	207308	ProPress XL (CU)	1,126
682941	T-piece	0918XL	2 1/2 X 3/4 X 2 1/2	206844	ProPress XL (CU)	0,934
682951	T-piece	0918XL	2 1/2 X 1 X 2 1/2	206899	ProPress XL (CU)	0,914
682961	T-piece	0918XL	2 1/2 X 1 1/4 X 2 1/2	206943	ProPress XL (CU)	0,944
682971	T-piece	0918XL	2 1/2 X 1 1/2 X 2 1/2	206998	ProPress XL (CU)	1
682981	T-piece	0918XL	2 1/2 X 2 X 3/4	207049	ProPress XL (CU)	0,634
682989	T-piece with SC	0918XL	2 1/2 X 2 X 3/4	223162	ProPress XL (CU)	0,59
682991	T-piece	0918XL	2 1/2 X 2 X 1	207094	ProPress XL (CU)	0,35
683001	T-piece	0918XL	2 1/2 X 2 X 2 1/2	207148	ProPress XL (CU)	0,984
683011	T-piece	0918XL	3 X 3/4 X 3	207193	ProPress XL (CU)	1,34
683021	T-piece	0918XL	3 X 1 X 3	207247	ProPress XL (CU)	1,309
683031	T-piece	0918XL	3 X 1 1/4 X 3	207292	ProPress XL (CU)	1,328
683041	T-piece	0918XL	3 X 1 1/2 X 3	207278	ProPress XL (CU)	1,381
683051	T-piece	0918XL	3 X 2 X 2 1/2	207346	ProPress XL (CU)	1,182
683061	T-piece	0918XL	3 X 2 X 3	207391	ProPress XL (CU)	1,34
683071	T-piece	0918XL	3 X 2 1/2 X 2	207445	ProPress XL (CU)	1,119
683081	T-piece	0918XL	3 X 2 1/2 X 2 1/2	207490	ProPress XL (CU)	1,3
683091	T-piece	0918XL	3 X 2 1/2 X 3	207544	ProPress XL (CU)	1,444
683101	T-piece	0918XL	3 X 3 X 1/2	207599	ProPress XL (CU)	0,8823
683131	T-piece	0918XL	4 X 3 X 2	207742	ProPress XL (CU)	1,832
683151	T-piece	0918XL	4 X 3 X 3	207841	ProPress XL (CU)	2,23
683171	T-piece	0918XL	4 X 4 X 1/2	207889	ProPress XL (CU)	0,765
683181	T-piece	0918XL	4 X 4 X 3/4	207933	ProPress XL (CU)	1,542
683191	T-piece	0918XL	4 X 4 X 1	207940	ProPress XL (CU)	1,657
683201	T-piece	0918XL	4 X 4 X 1 1/4	207957	ProPress XL (CU)	1,663
683251	T-piece	0918XL	3 X 2 X 2	207322	ProPress XL (CU)	1,057
686011	Coupling	0815XL	DN65	622749	ProPress C G XL	0,532
686021	Coupling	0815XL	DN80	622756	ProPress C G XL	0,7105
686031	Coupling	0815XL	DN100	622763	ProPress C G XL	1,251
686041	Coupling	08152XL	DN65 X 32	622848	ProPress C G XL	0,375
686051	Coupling	08152XL	DN65 X 40	622770	ProPress C G XL	0,402
686061	Coupling	08152XL	DN65 X 50	622787	ProPress C G XL	0,4465
686071	Coupling	08152XL	DN80 X 40	622794	ProPress C G XL	0,512
686081	Coupling	08152XL	DN80 X 50	622800	ProPress C G XL	0,555
686091	Coupling	08152XL	DN80 X 65	622817	ProPress C G XL	0,662
686101	Coupling	08152XL	DN100 X 50	622824	ProPress C G XL	0,899
686111	Coupling	08152XL	DN100 X 65	635473	ProPress C G XL	1,021
686121	Coupling	08152XL	DN100 X 80	622831	ProPress C G XL	1,069
686131	Sliding coupling	08155XL	DN65	622855	ProPress C G XL	0,534
686141	Sliding coupling	08155XL	DN80	622862	ProPress C G XL	0,7
686151	Sliding coupling	08155XL	DN100	622879	ProPress C G XL	1,251
686161	Elbow 90°	0816XL	DN65	622886	ProPress C G XL	0,94
686171	Elbow 90°	0816XL	DN80	622893	ProPress C G XL	1,302
686181	Elbow 90°	0816XL	DN100	622909	ProPress C G XL	2,42
686191	Elbow 90°	08161XL	DN65	622916	ProPress C G XL	0,875
686201	Elbow 90°	08161XL	DN80	622923	ProPress C G XL	1,203
686211	Elbow 90°	08161XL	DN100	622930	ProPress C G XL	2,265
686221	T-piece	08172XL	DN65 X 65 X 3/4	622947	ProPress C G XL	0,98
686231	T-piece	08172XL	DN65 X 65 X 2	622954	ProPress C G XL	0,686
686251	T-piece	08172XL	DN80 X 80 X 2	622978	ProPress C G XL	1,175
686261	T-piece	08172XL	DN100 X 100 X 3/4	622985	ProPress C G XL	1,495
686271	T-piece	08172XL	DN100 X 100 X 2	622992	ProPress C G XL	1,866
686281	T-piece	0818XL	DN65	623005	ProPress C G XL	1,015
686291	T-piece	0818XL	DN80	623012	ProPress C G XL	1,339
686301	T-piece	0818XL	DN100	623029	ProPress C G XL	2,55
686311	T-piece	0818XL	DN65 X 65 X 50	623036	ProPress C G XL	0,871
686321	T-piece	0818XL	DN80 X 80 X 50	623043	ProPress C G XL	1,066
686331	T-piece	0818XL	DN80 X 80 X 65	623050	ProPress C G XL	1,205
686341	T-piece	0818XL	DN100 X 100 X 50	623067	ProPress C G XL	1,818
686351	T-piece	0818XL	DN100 X 100 X 65	623074	ProPress C G XL	1,922
686361	T-piece	0818XL	DN100 X 100 X 80	623081	ProPress C G XL	2,085
686371	Elbow 45°	0826XL	DN65	623098	ProPress C G XL	0,712
686381	Elbow 45°	0826XL	DN80	623104	ProPress C G XL	1
686391	Elbow 45°	0826XL	DN100	623111	ProPress C G XL	1,783
686401	Elbow 45°	08261XL	DN65	623128	ProPress C G XL	0,677
686411	Elbow 45°	08261XL	DN80	623135	ProPress C G XL	0,871
686421	Elbow 45°	08261XL	DN100	623142	ProPress C G XL	1,654
686431	Cap	0856XL	DN65 X 3/4	623159	ProPress C G XL	0,422
686441	Cap	0856XL	DN80 X 3/4	623166	ProPress C G XL	0,54
686451	Cap	0856XL	DN100 X 3/4	623173	ProPress C G XL	0,944
686461	Flange	08595XL	DN65	623180	ProPress C G XL	2,567
686471	Flange	08595XL	DN80	623197	ProPress C G XL	3,366
686481	Flange	08595XL	DN100	623203	ProPress C G XL	4,4
686491	Reducer	08151XL	DN65 X 40	623210	ProPress C G XL	0,273
686501	Reducer	08151XL	DN65 X 50	623227	ProPress C G XL	0,34
686521	Reducer	08151XL	DN80 X 50	623241	ProPress C G XL	0,482
686531	Reducer	08151XL	DN80 X 65	623258	ProPress C G XL	0,600

Imprint

Practitioner of the LCA

Viega GmbH & Co KG
Viega Platz 1
D-57439 Attendorn

Programme operator

ift Rosenheim GmbH
Theodor-Gietl-Str. 7-9
D-83026 Rosenheim
Phone: +49 80 31/261-0
Fax: +49 80 31/261 290
Email: info@ift-rosenheim.de
www.ift-rosenheim.de

Declaration holder

Viega GmbH & Co KG
Viega Platz 1
D-57439 Attendorn

Notes

This EPD is mainly based on the work and findings of the Institut für Fenstertechnik e.V., Rosenheim (ift Rosenheim) and specifically on the ift-Richtlinie NA-01/3 Allgemeiner Leitfaden zur Erstellung von Typ III Umweltproduktdeklarationen. (Guideline NA.01/3 - Guidance on preparing Type III Environmental Product Declarations)
The publication and all its parts are protected by copyright. Any utilisation outside the confined limits of the copyright provisions is not permitted without the consent of the publishers and is punishable. In particular, this applies to any form of reproduction, translations, storage on microfilm and the storage and processing in electronic systems.

Layout

ift Rosenheim GmbH – 2021

Photographs (front page)

Viega GmbH & Co KG

© ift Rosenheim, 2022



ift Rosenheim GmbH
Theodor-Gietl-Str. 7-9
D-83026 Rosenheim
Phone: +49 (0) 80 31/261-0
Fax: +49 (0) 80 31/261-290
Email: info@ift-rosenheim.de
www.ift-rosenheim.de