

# ENVIRONMENTAL PRODUCT DECLARATION

IN ACCORDANCE WITH EN 15804+A2 & ISO 14025 / ISO 21930



**UPONOR COMBI PIPE**  
**DIAMETER RANGE 12-50 MM**  
**UPONOR CORPORATION**

## GENERAL INFORMATION

### MANUFACTURER INFORMATION


<b>Manufacturer</b>	Uponor Corporation
<b>Address</b>	Äyritie 20, 01510 Vantaa, Finland
<b>Contact details</b>	info@uponor.com
<b>Website</b>	<a href="http://www.uponor.com">www.uponor.com</a>

### PRODUCT IDENTIFICATION

<b>Product name</b>	Uponor Combi Pipe
<b>Product number /reference</b>	1033086, 1033189, 1033190, 1033276, 1033354, 1046703, 1046704, 1047822, 1047828, 1047834, 1058803, 1058804, 1058805, 1059173, 1059174, 1059175, 1059182, 1059183, 1060081, 1083815, 1083816, 1083817, 1086754, 1086755, 1086756, 1087903, 1087904, 1105795, 1105796, 1105797
<b>Place(s) of production</b>	Nordanövägen 2, 73061 Virsbo, Sweden



Jukka Seppänen  
RTS EPD Committee Secretary



Laura Apilo  
Managing Director

### EPD INFORMATION

EPDs of construction products may not be comparable if they do not comply with EN 15804 and if they are not compared in a building context.

<b>EPD program operator</b>	Rakennustietosäätiö RTS Building Information Foundation RTS Malminkatu 16 A 00100 Helsinki <a href="http://cer.rts.fi">http://cer.rts.fi</a>
<b>EPD standards</b>	This EPD is in accordance with EN 15804+A2 and ISO 14025 standards.
<b>Product category rules</b>	The CEN standard EN 15804 serves as the core PCR. In addition, the RTS PCR (Finnish version, 13.02.2022) is used.
<b>EPD author</b>	Dr. Qian Wang, Uponor Corporation
<b>EPD verification</b>	Independent verification of this EPD and data, according to ISO 14025: <input type="checkbox"/> Internal certification <input checked="" type="checkbox"/> External verification
<b>Verification date</b>	16.02.2022
<b>EPD verifier</b>	Silvia Vilčeková, Silcert s.r.o.
<b>EPD number</b>	RTS_173_22
<b>ECO Platform nr.</b>	-
<b>Publishing date</b>	February 25, 2022
<b>EPD valid until</b>	February 25, 2027

## PRODUCT INFORMATION

### PRODUCT DESCRIPTION

Uponor Combi Pipes are made of cross-linked polyethylene and are part of Uponor's Drinking Water, Local Heat Distributions and Underfloor Heating product groups.

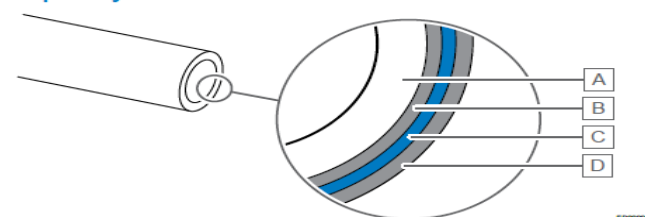
### PRODUCT APPLICATION

Uponor Combi Pipes are used for tap water and heating systems.

### TECHNICAL SPECIFICATIONS

Uponor Combi Pipe has an oxygen diffusion barrier of Ethyl Vinyl Alcohol extruded seamless on the outside of the pipe. Uponor Combi Pipe has very good long-term properties, is corrosion resistant and has a low roughness coefficient. The pipe also has the advantage of not being affected by high water speeds or aggressive water, not emitting taste, smell, heavy metals or harmful substances into drinking water. Uponor Combi Pipes are treated in accordance with the new hygienic requirement in the Positive Lists for Organic Materials, 4MS Common Approach.

Pipe layers



Item	Description
A	Basic pipe of cross-linked polyethylene (PE-Xa)
B	Adhesive layer of modified polyethylene (PE)
C	Diffusion barrier of ethyl vinyl alcohol (EVOH)
D	Adhesive layer of modified polyethylene (PE)

### PRODUCT STANDARDS

Uponor Combi Pipes fulfil the requirements for oxygen diffusion resistance as per DIN 4726 and ISO 17455.

ISO 15875 Plastics piping systems for hot and cold water installations – Cross-linked polyethylene (PE-X).

### PHYSICAL PROPERTIES OF THE PRODUCT

Property	Value	Unit	Test norm
Density	0,938	g/cm <sup>3</sup>	
Tensile strength (20°C)/(100°C)	19-26/9-13	N/mm <sup>2</sup>	DIN 53455
E-module (20°C)/(80°C)	800-900/300-350	N/mm <sup>2</sup>	DIN 53457
Ultimate elongation (20°C)/(100°C)	350-550/500-700	%	DIN 53455
Impact Strength (20°C)/(-140°C)	No rupture/No rupture	kJ/m <sup>2</sup>	DIN 53453
Moisture absorption (22°C)	0,01	mg/4 d	DIN 53472
Temperature range	-100 to +100	°C	
Linear expansion coefficient (20°C)/(100°C)	1,4x10 <sup>-4</sup> /2,05x10 <sup>-4</sup>	m/m°C	DIN 53752
Coefficient of thermal conductivity (20°C)	0,35	W/m°C	DIN 52612

## ADDITIONAL TECHNICAL INFORMATION

Further information can be found at [www.uponor.com](http://www.uponor.com)

## PRODUCT RAW MATERIAL COMPOSITION

Material	Amount %	Usability			Origin
		Renewable	Non-renewable	Recycled	
Polyethylene (PE)	95,6	-	x	-	EU
Ethylene Vinyl Alcohol (EVOH)	3,6	-	X	-	EU
Other	0,8	-	x	-	EU
<b>Total</b>	<b>100%</b>				

Material	Amount %	Origin
Metals	-	-
Stone-based materials (minerals)	-	-
Fossil materials	100	EU
Bio-based materials	-	-

## SUBSTANCES, REACH - VERY HIGH CONCERN

Products do not contain any REACH SVHC substances in amounts greater than 0, 1 % (1000 ppm). *Declaration of Conformity,*

According to the REACH regulation <https://www.uponor.com/legal-information/reach>

The product is classified as non-hazardous to health and to the environment according to the directions of the Swedish National Chemicals Inspectorate (KIFS 2005:7).





# PRODUCT LIFE-CYCLE

## MANUFACTURING AND PACKAGING (A1-A3)

The product is manufactured by Engel process from high density polyethylene, cross-linking additive and stabilizers. The materials are mixed after which the mix is fed into an extruder where the material melts and is cross-linked by heat. The cross-linked pipe is calibrated to correct dimension, cooled, coiled and packaged.



### *Manufacturing flowchart*

Pipes in dimensions up to 32 mm are supplied in coils packed in cardboard boxes on pallets. From dimensions 32 mm onwards, the coils are supplied wrapped in black plastic. Most dimensions are also available as straight lengths packed in plastic sleeves in cardboard box or in plastic pipe. Installation instructions come with each pack.

## TRANSPORT (A4)

Transportation impacts occurring from final product's delivery to construction site cover direct exhaust emissions of fuel, environmental impacts of fuel production, as well as related infrastructure emissions.

## INSTALLATION (A5)

Environmental impacts from installation into the building (A5) include the product installation losses, emissions of energy use in installation and generation of waste at the construction site.

## PRODUCT END OF LIFE (C1-C4, D)

Since the consumption of energy and natural resources is negligible for disassembling of the end-of-life product, the impacts of demolition are assumed zero (C1). After ca 50 years of service life the collected product is assumed to be sent to the closest treatment facilities (C2). 99% of the end-of-life product is assumed to be sent to recycling and incineration facilities (C3), in which 63% is recycled and 36% is sent for energy recovery. Only 1% of the end-of-life product and the ash generated in the incineration facility are sent to landfill (C4). Due to the recycling and incineration potential of PEX, the end-of-life product is converted into recycled PE and energy (D).

# LIFE-CYCLE ASSESSMENT

## LIFE-CYCLE ASSESSMENT INFORMATION

Period for data	2020
-----------------	------

## DECLARED AND FUNCTIONAL UNIT

Declared unit	1 kg of pipe
Mass per declared unit	1 kg

## BIOGENIC CARBON CONTENT

Product's biogenic carbon content per declared unit

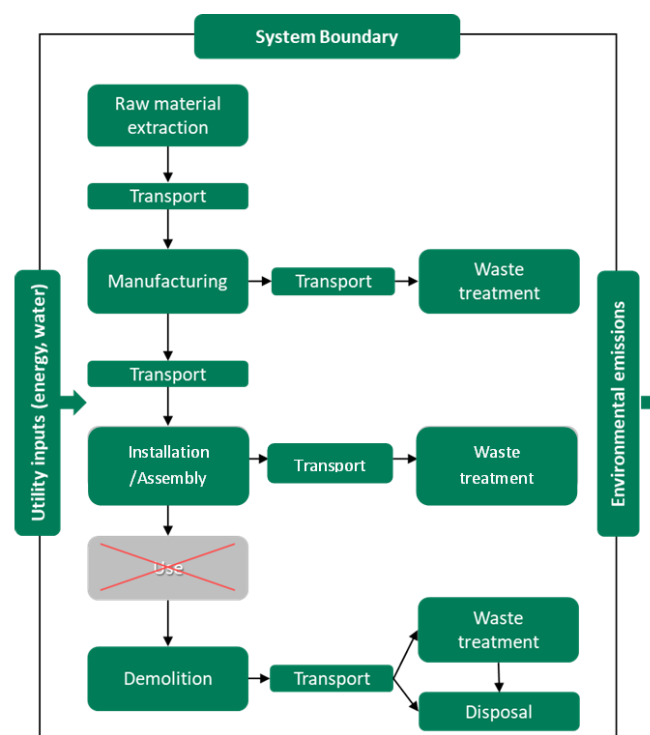
Biogenic carbon content in product, kg C	-
Biogenic carbon content in packaging, kg C	0,0014

## SYSTEM BOUNDARY

The scope of the EPD is "cradle to gate with options, module A4, module A5 and modules C1-C4 and module D". The modules A1 (Raw material supply), A2 (Transport) and A3 (Manufacturing), A4 (Transport), A5 (Installation) as well as C1 (Deconstruction/ demolition), C2 (Transport at end-of-life), C3 (Waste processing), C4 (Disposal) and D (benefits and loads beyond the system boundary) are included in the study.

Product stage			Assembly stage		Use stage								End of life stage				Beyond the system boundaries		
A1	A2	A3	A4	A5	B1	B2	B3	B4	B5	B6	B7	C1	C2	C3	C4	D	D	D	
x	x	x	x	x	MND	MND	MND	MND	MND	MND	MND	x	x	x	x	x	x	x	
Raw materials	Transport	Manufacturing	Transport	Assembly	Use	Maintenance	Repair	Replacement	Refurbishment	Operational energy use	Operational water use	Deconstruct./demol.	Transport	Waste processing	Disposal	Reuse	Recovery	Recycling	

Modules not declared = MND. Modules not relevant = MNR.



## CUT-OFF CRITERIA

The study does not exclude any modules or processes which are stated mandatory in the EN 15804:2012+A2:2019 and RTS PCR. Excluded modules are use stage modules (B1-B7), which are not mandatory according to the RTS PCR. The study does not exclude any hazardous materials or substances.

The study includes all major raw material and energy consumption. All inputs and outputs of the unit processes which data are available for are included in the calculation. There is no neglected unit process more than 1% of total mass and energy flows. The total neglected input and output flows do also not exceed 5% of energy usage or mass. The life cycle analysis includes all industrial processes from raw material acquisition to production, distribution and end-of-life stages.

The production of capital equipment, construction activities, and infrastructure, maintenance and operation of capital equipment, personnel-related activities, energy and water use related to company management and sales activities are excluded.



## ALLOCATION, ESTIMATES AND ASSUMPTIONS

As it is impossible to collect all energy consumption data separately for each product produced in the plant, data is allocated. Allocation is based on annual production rate and made with high accuracy and precision.

The values for 1 kg of the product, which is used within this study is calculated by considering the total product weight per annual production. In the factory, several kinds of pipes are produced; since the production processes of these products are similar, the annual production percentage is taken into consideration for allocation. According to the ratio of the annual production of the declared product to the total annual production at the factory, the annual total energy consumption and generated waste per the declared product are allocated. Subsequently, the product output fixed to 1 kg and the corresponding amount of product is used in the calculations. Besides, since the formulation of the product is certain, raw materials in the product do not need to be allocated considering the total annual production. The amounts of raw materials and packaging materials are given as per the formulations in Uponor's internal Bills of Material and the purchased amounts from the respective suppliers.

This LCA study is conducted in accordance with all methodological considerations, such as performance, system boundaries, data quality, allocation procedures, and decision rules to evaluate inputs and outputs. All estimations and assumptions are given below:

- Module A4: The transportation distance is defined according to RTS PCR. As installation places are located in different countries across Europe, an average transportation distance from the production plant is assumed to be 1600 km. Transportation method

is lorry. According to Uponor transportation doesn't cause losses as products are packaged properly. Also, volume capacity utilisation factor is assumed to be 1 for the nested packaged products.

Module A5: Due to a big variety of installation sites across USA, industry average values for energy and material consumption as well as generated waste during assembly are used in the study (TEPPFA, 2019).

- Module C1: The impacts of demolition stage are assumed zero, since the consumption of energy and natural resources for disassembling of the end-of-life product is negligible.
- Module C2: It is estimated that there is no mass loss during the use of the product, therefore the end-of-life product is assumed to have the same weight as the declared product. After ca 50 years of service life (TEPPFA, 2018) all of end-of-life product is assumed to be collected from the demolition site. Since there is no follow up procedure, transportation distance to the closest disposal area is estimated as 50 km and the transportation method is assumed to be lorry, which is the most common.
- Module A2, A4 & C2: Vehicle capacity utilization volume factor is assumed to be 1 which means full load. In reality, it may vary but as the role of transportation emission in total results is small and so the variety in load assumed to be negligible. Empty returns are not taken into account as it is assumed that return trip is used by transportation companies to serve needs of other clients.
- Module C3: It is assumed that 63% of the end-of-life product is recycled and 36% is incinerated. The assumption is based on Municipal Waste Statistics (Finland, 2018), REPIPE's project (2018) and Uponor's own experience with mechanical and chemical recycling of PEX scrap at its factories and re-using it in production as





well as the increasing number of commercial facilities and efficient practices for recycling of PEX (Thunman H. et al, 2019) across Europe.

- Module C4: The remaining 1 % of the end-of-life product is sent to landfill along with the generated ash during the incineration.

- Module D: Due to the recycling and incineration processes the end-of-life product is converted into a recycled PE raw material and energy (CHEMIK 2013, 67, 5; Energy Recovery from Waste Incineration, 2017).

# ENVIRONMENTAL IMPACT DATA

Note: additional environmental impact data may be presented in annexes.

## CORE ENVIRONMENTAL IMPACT INDICATORS – EN 15804+A2, PEF

Impact category	Unit	A1	A2	A3	A1-A3	A4	A5	B1	B2	B3	B4	B5	B6	B7	C1	C2	C3	C4	D
GWP – total	kg CO <sub>2</sub> e	2,44E0	6,88E-2	8,75E-1	3,38E0	3,03E-1	2,36E-1	MND	MND	MND	MND	MND	MND	MND	0E0	6,62E-3	3,43E-1	1,67E-3	-4,97E-1
GWP – fossil	kg CO <sub>2</sub> e	2,42E0	6,87E-2	8,86E-1	3,18E0	3,06E-1	1,1E-1	MND	MND	MND	MND	MND	MND	MND	0E0	6,62E-3	3,17E-1	1,58E-3	-5,31E-1
GWP – biogenic	kg CO <sub>2</sub> e	1,21E-2	4,31E-5	1,88E-1	2E-1	1,87E-4	1,26E-1	MND	MND	MND	MND	MND	MND	MND	0E0	3E-6	2,55E-2	8,81E-5	3,43E-2
GWP – LULUC	kg CO <sub>2</sub> e	7,59E-4	2,63E-5	1,33E-4	9,18E-4	1,08E-4	2,36E-5	MND	MND	MND	MND	MND	MND	MND	0E0	2,44E-6	2,29E-4	1,13E-7	2,12E-4
Ozone depletion pot.	kg CFC <sub>11</sub> e	6,42E-8	1,56E-8	7,54E-9	8,73E-8	7,01E-8	6,82E-9	MND	MND	MND	MND	MND	MND	MND	0E0	1,45E-9	2,76E-8	6,22E-11	-1,98E-7
Acidification potential	mol H <sup>+</sup> e	8,72E-3	3,06E-4	7,91E-4	9,81E-3	1,26E-3	2,22E-4	MND	MND	MND	MND	MND	MND	MND	0E0	2,77E-5	1,1E-3	2,44E-6	-4,22E-3
EP-freshwater <sup>2)</sup>	kg Pe	4,2E-5	6,2E-7	7,21E-6	4,98E-5	2,64E-6	1,19E-6	MND	MND	MND	MND	MND	MND	MND	0E0	6,61E-8	6,31E-6	8,82E-8	-7,73E-6
EP-marine	kg Ne	1,5E-3	9,07E-5	2,04E-4	1,79E-3	3,73E-4	6,61E-5	MND	MND	MND	MND	MND	MND	MND	0E0	8,04E-6	3,29E-4	8,39E-7	-7,96E-4
EP-terrestrial	mol Ne	1,67E-2	1E-3	2,49E-3	2,02E-2	4,12E-3	7,13E-4	MND	MND	MND	MND	MND	MND	MND	0E0	8,89E-5	3,29E-3	6,43E-6	-8,8E-3
POCP (“smog”)	kg NMVOCe	8,06E-3	3,09E-4	7,29E-4	9,1E-3	1,29E-3	2,37E-4	MND	MND	MND	MND	MND	MND	MND	0E0	2,78E-5	1,07E-3	2,24E-6	-3,26E-3
ADP-minerals & metals	kg Sbe	2,2E-5	1,69E-6	5,6E-6	2,93E-5	7,63E-6	8,14E-7	MND	MND	MND	MND	MND	MND	MND	0E0	1,61E-7	4,59E-6	2,27E-9	-2,43E-7
ADP-fossil resources	MJ	8,53E1	1,04E0	1,71E0	8,8E1	4,67E0	5,86E-1	MND	MND	MND	MND	MND	MND	MND	0E0	9,88E-2	3,68E0	4,79E-3	-4E1
Water use <sup>1)</sup>	m <sup>3</sup> e depr.	1,79E0	3,81E-3	5,65E-2	1,85E0	1,66E-2	2,22E-2	MND	MND	MND	MND	MND	MND	MND	0E0	4,09E-4	7,74E-2	2,1E-4	-1,37E-1

1) GWP = Global Warming Potential; EP = Eutrophication potential; POCP = Photochemical ozone formation; ADP = Abiotic depletion potential. 2) EN 15804+A2 disclaimer for Abiotic depletion and Water use and optional indicators except Particulate matter and Ionizing radiation, human health. The results of these environmental impact indicators shall be used with care as the uncertainties on these results are high or as there is limited experienced with the indicator. 3) Required characterisation method and data are in kg P-eq. Multiply by 3,07 to get PO<sub>4</sub>e.

## ADDITIONAL (OPTIONAL) ENVIRONMENTAL IMPACT INDICATORS – EN 15804+A2, PEF

Impact category	Unit	A1	A2	A3	A1-A3	A4	A5	B1	B2	B3	B4	B5	B6	B7	C1	C2	C3	C4	D
Particulate matter	Incidence	7,22E-8	5,25E-9	3,68E-8	1,14E-7	2,36E-8	3,92E-9	MND	MND	MND	MND	MND	MND	MND	0E0	5,04E-10	1,79E-8	3,32E-11	-1,46E-8
Ionizing radiation <sup>3)</sup>	kBq U235e	5,71E-2	4,56E-3	4,86E-3	6,65E-2	2,04E-2	2,48E-3	MND	MND	MND	MND	MND	MND	MND	0E0	4,12E-4	1,05E-2	1,9E-5	-9,8E-3
Ecotoxicity (freshwater)	CTUe	1,37E1	8,21E-1	4,21E0	1,87E1	3,64E0	1,28E0	MND	MND	MND	MND	MND	MND	MND	0E0	8,45E-2	4,34E0	1,78E-2	-8,92E0
Human toxicity, cancer	CTUh	6,41E-10	2,43E-11	3,28E-10	9,94E-10	1,03E-10	8,07E-11	MND	MND	MND	MND	MND	MND	MND	0E0	2,2E-12	3,68E-10	2,17E-13	-2,59E-10
Human tox. non-cancer	CTUh	1,51E-8	9,37E-10	5,92E-9	2,2E-8	4,18E-9	1,04E-9	MND	MND	MND	MND	MND	MND	MND	0E0	8,94E-11	5,31E-9	5,13E-12	-3,54E-9
SQP	-	6,37E-1	1,12E0	8,39E-1	2,59E0	5,2E0	4,95E-1	MND	MND	MND	MND	MND	MND	MND	0E0	1,09E-1	2,32E0	1,65E-2	-7,66E-1

4) SQP = Land use related impacts/soil quality. 5) EN 15804+A2 disclaimer for Ionizing radiation, human health. This impact category deals mainly with the eventual impact of low dose ionizing radiation on human health of the nuclear fuel cycle. It does not consider effects due to possible nuclear accidents, occupational exposure nor due to radioactive waste disposal in underground facilities. Potential ionizing radiation from the soil, from radon and from some construction materials is also not measured by this indicator.

## USE OF NATURAL RESOURCES

Impact category	Unit	A1	A2	A3	A1-A3	A4	A5	B1	B2	B3	B4	B5	B6	B7	C1	C2	C3	C4	D
Renew. PER as energy	MJ	1,44E0	1,56E-2	1,17E1	1,31E1	6,63E-2	2,51E-2	MND	MND	MND	MND	MND	MND	MND	0E0	1,13E-3	1,72E-1	1,02E-4	-5,66E-1
Renew. PER as material	MJ	0E0	0E0	4,7E-2	4,7E-2	0E0	0E0	MND	MND	MND	MND	MND	MND	MND	0E0	0E0	0E0	0E0	-2,33E-1
Total use of renew. PER	MJ	1,44E0	1,56E-2	1,17E1	1,32E1	6,63E-2	2,51E-2	MND	MND	MND	MND	MND	MND	MND	0E0	1,13E-3	1,72E-1	1,02E-4	-7,98E-1
Non-re. PER as energy	MJ	2,77E1	1,04E0	1,26E0	3E1	4,67E0	5,86E-1	MND	MND	MND	MND	MND	MND	MND	0E0	9,88E-2	3,68E0	4,79E-3	-3,82E1
Non-re. PER as material	MJ	5,76E1	0E0	4,45E-1	5,8E1	0E0	0E0	MND	MND	MND	MND	MND	MND	MND	0E0	0E0	0E0	0E0	-1,77E0
Total use of non-re. PER	MJ	8,53E1	1,04E0	1,71E0	8,8E1	4,67E0	5,86E-1	MND	MND	MND	MND	MND	MND	MND	0E0	9,88E-2	3,68E0	4,79E-3	-4E1
Secondary materials	kg	5,49E-3	0E0	5,9E-5	5,55E-3	0E0	1,3E-3	MND	MND	MND	MND	MND	MND	MND	0E0	0E0	0E0	0E0	5,9E-2
Renew. secondary fuels	MJ	0E0	0E0	0E0	0E0	0E0	0E0	MND	MND	MND	MND	MND	MND	MND	0E0	0E0	0E0	0E0	0E0
Non-ren. secondary fuels	MJ	0E0	0E0	0E0	0E0	0E0	0E0	MND	MND	MND	MND	MND	MND	MND	0E0	0E0	0E0	0E0	0E0
Use of net fresh water	m <sup>3</sup>	6,89E-3	1,98E-4	8,83E-4	7,97E-3	8,84E-4	1,08E-3	MND	MND	MND	MND	MND	MND	MND	0E0	1,89E-5	1,02E-3	5,3E-6	-9,27E-3

6) PER = Primary energy resources

## END OF LIFE – WASTE

Impact category	Unit	A1	A2	A3	A1-A3	A4	A5	B1	B2	B3	B4	B5	B6	B7	C1	C2	C3	C4	D
Hazardous waste	kg	5,43E-2	1,15E-3	1,42E-2	6,96E-2	4,85E-3	3,25E-3	MND	MND	MND	MND	MND	MND	MND	0E0	1,3E-4	0E0	1,28E-5	4,03E-4
Non-hazardous waste	kg	1,87E0	8,85E-2	4,91E-1	2,45E0	4,04E-1	1,12E-1	MND	MND	MND	MND	MND	MND	MND	0E0	8,81E-3	0E0	1,86E-2	2,9E-1
Radioactive waste	kg	4,77E-5	7,11E-6	4,49E-6	5,93E-5	3,19E-5	3,28E-6	MND	MND	MND	MND	MND	MND	MND	0E0	6,54E-7	0E0	2,85E-8	-9,34E-6

## END OF LIFE – OUTPUT FLOW

Impact category	Unit	A1	A2	A3	A1-A3	A4	A5	B1	B2	B3	B4	B5	B6	B7	C1	C2	C3	C4	D
Components for re-use	kg	0E0	0E0	0E0	0E0	0E0	0E0	MND	MND	MND	MND	MND	MND	MND	0E0	0E0	0E0	0E0	0E0
Materials for recycling	kg	0E0	0E0	2,16E-1	2,16E-1	0E0	0E0	MND	MND	MND	MND	MND	MND	MND	0E0	0E0	6,3E-1	0E0	0E0
Materials for energy rec	kg	0E0	0E0	0E0	0E0	0E0	0E0	MND	MND	MND	MND	MND	MND	MND	0E0	0E0	3,6E-1	0E0	0E0
Exported energy	MJ	0E0	0E0	0E0	0E0	0E0	0E0	MND	MND	MND	MND	MND	MND	MND	0E0	0E0	0E0	0E0	0E0

## KEY INFORMATION TABLE (RTS) – KEY INFORMATION PER KG OF PRODUCT

Impact category	Unit	A1	A2	A3	A1-A3	A4	A5	B1	B2	B3	B4	B5	B6	B7	C1	C2	C3	C4	D
GWP – total	kg CO <sub>2</sub> e	2,44E0	6,88E-2	8,75E-1	3,38E0	3,06E-1	2,36E-1	MND	MND	MND	MND	MND	MND	MND	0E0	6,62E-3	3,43E-1	1,67E-3	-4,97E-1
ADP-minerals & metals	kg Sbe	2,2E-5	1,69E-6	5,6E-6	2,93E-5	7,63E-6	8,14E-7	MND	MND	MND	MND	MND	MND	MND	0E0	1,61E-7	4,59E-6	2,27E-9	-2,43E-7
ADP-fossil	MJ	8,53E1	1,04E0	1,71E0	8,8E1	4,67E0	5,86E-1	MND	MND	MND	MND	MND	MND	MND	0E0	9,88E-2	3,68E0	4,79E-3	-4E1
Water use	m <sup>3</sup> e depr.	1,79E0	3,81E-3	5,65E-2	1,85E0	1,66E-2	2,22E-2	MND	MND	MND	MND	MND	MND	MND	0E0	4,09E-4	7,74E-2	2,1E-4	-1,37E-1
Secondary materials	kg	5,49E-3	0E0	5,9E-5	5,55E-3	0E0	1,3E-3	MND	MND	MND	MND	MND	MND	MND	0E0	0E0	0E0	0E0	5,9E-2
Biog. C in product	kg C	N/A	N/A	0E0	0E0	N/A	N/A	N/A	N/A	N/A	N/A	N/A	N/A	N/A	N/A	N/A	N/A	N/A	N/A
Biog. C in packaging	kg C	N/A	N/A	1,4E-3	1,4E-3	N/A	N/A	N/A	N/A	N/A	N/A	N/A	N/A	N/A	N/A	N/A	N/A	N/A	N/A

7) Biog. C in product = Biogenic carbon content in product



## SCENARIO DOCUMENTATION

### Manufacturing energy scenario documentation

Scenario parameter	Value
Electricity data source & quality	All electricity consumed is provided from renewable energy (Renewable Energy Certificate given by Gasum). <u>Data Source:</u> Electricity production, wind, 1-3mw turbine, onshore (Reference product: electricity, high voltage), Sweden 2019
Electricity CO <sub>2</sub> e / kWh	0.0148 kg CO <sub>2</sub> e / kWh
Heating Oil data source & quality	<u>Data source:</u> Heat and power co-generation, biogas, gas engine (Reference product: electricity, high voltage), Sweden 2019
Heating Oil CO <sub>2</sub> e/kWh	0.24 kg CO <sub>2</sub> e / kWh
Pellets data source & quality	<u>Data source:</u> Heat production, wood pellet, at furnace 9kw (Reference product: heat, central or small-scale, other than natural gas), World, 2019
Pellets CO <sub>2</sub> e/MJ	0.0173 kg CO <sub>2</sub> e / MJ

### Transport scenario documentation

Scenario parameter	Value
A4 specific transport CO <sub>2</sub> e emissions, kg CO <sub>2</sub> e / tkm	0.13
A4 average transport distance, km	1600
Transport capacity utilization, %	100
Bulk density of transported products, kg/m <sup>3</sup>	-
Volume capacity utilisation factor for nested packaged products	1

### End of life scenario documentation

Scenario parameter	Value
Collection process – kg collected separately	1
Collection process – kg collected with mixed waste	-
Recovery process – kg for re-use	-
Recovery process – kg for recycling	0,63
Recovery process – kg for energy recovery	0,36
Disposal (total) – kg for final deposition	0,0186
Scenario assumptions e.g. transportation	End-of-life product is transported 50km with an average lorry

## BIBLIOGRAPHY

ISO 14025:2010 Environmental labels and declarations – Type III environmental declarations. Principles and procedures.

ISO 14040:2006 Environmental management. Life cycle assessment. Principles and frameworks.

ISO 14044:2006 Environmental management. Life cycle assessment. Requirements and guidelines.

Ecoinvent database v3.6 and One Click LCA database.

EN 15804:2012+A2:2019 Sustainability in construction works – Environmental product declarations – Core rules for the product category of construction products.

RTS PCR EN 15804:2019 RTS PCR in line with EN 15804+A2. Published by the Building Information Foundation RTS 1.6.2020.

Statistic Finland - Municipal waste 2018


CHEMIK 2013, 67, 5 - Energy recovery from waste plastics

Eriksson O. & Finnveden G. (2017) Energy Recovery from Waste Incineration: The Importance of Technology Data and System Boundaries on CO2 Emissions, Energies

Environmental Product Declaration: CROSSLINKED POLYETHYLENE (PEX) PIPE SYSTEM FOR HOT AND COLD WATER IN THE BUILDING, TEPPFA 2018

“REPIPE Innovative recycling of pipes and profiles “Final report 2018, RE: Source (Vinnova, Energimyndigheten and Formas)

Thunman H. et al (2019), “Circular use of plastics-transformation of existing petrochemical clusters into thermochemical recycling plants with 100% plastics recovery”, Sustainable Materials and Technologies



## ABOUT THE MANUFACTURER

Uponor is rethinking water for future generations. Our offering, including safe drinking water delivery, energy-efficient radiant heating and cooling and reliable infrastructure, enables a more sustainable living environment. We help our customers in residential and commercial construction, municipalities and utilities, as well as different industries to work faster and smarter. We employ about 3,800 professionals in 26 countries in Europe and North America. Over 100 years of expertise and trust form the basis of any successful partnership. This is the basis, on which they can build, in a literal and metaphorical sense. We create trust together with our partners: Customers, prospective customers and suppliers. We establish this with shared knowledge, quality and sustainable results.

## EPD AUTHOR AND CONTRIBUTORS

<b>Manufacturer</b>	Uponor Corporation
<b>EPD author</b>	Dr. Qian Wang, Uponor Corporation, <a href="http://www.uponor.com">www.uponor.com</a>
<b>EPD verifier</b>	Silvia Vilčeková, Silcert, s.r.o.,
<b>EPD program operator</b>	Rakennustietosäätiö RTS Building Information Foundation RTS Malminkatu 16 A 00100 Helsinki <a href="http://cer.rts.fi">http://cer.rts.fi</a>
<b>Background data</b>	This EPD is based on Ecoinvent 3.6 (cut-off) and One Click LCA databases.
<b>LCA software</b>	The LCA and EPD have been created using One Click LCA Pre-Verified EPD Generator for Plumbing Products, Components, Equipment and Systems

# VERIFICATION STATEMENT

## VERIFICATION PROCESS FOR THIS EPD

This EPD has been verified in accordance with ISO 14025 by an independent, third-party verifier by reviewing results, documents and compliance with EN 15804, ISO 14025 and ISO 14040/14044, following the process and checklists of the program operator for:

- This Environmental Product Declaration
- The Life-Cycle Assessment used in this EPD
- The background report (project report) for this EPD

Why does verification transparency matter? [Read more online.](#)

## VERIFICATION OVERVIEW

Following independent third party has verified this specific EPD:

EPD verification information	Answer
Independent EPD verifier	Silvia Vilčeková, Silcert, s.r.o.,
rd-party verifier for EPD	Tibavská 37 040 18 Košice
EPD verification started on	13.02.2022
EPD verification completed on	16.02.2022
Approver of the EPD verifier	The Building Information

Author & tool verification	Answer
EPD author	Dr. Qian Wang
EPD author training completion	15.09.2020
EPD Generator module	One Click LCA Pre-Verified EPD Generator for Plumbing Products, Components, Equipment and Systems
Independent software verifier	Anni Oviir, Rangi Maja OÜ
Software verification date	20.06.2020



## THIRD-PARTY VERIFICATION STATEMENT

I hereby confirm that, following detailed examination, I have not established any relevant deviations by the studied Environmental Product Declaration (EPD), its LCA and project report, in terms of

- the data collected and used in the LCA calculations,
- the way the LCA-based calculations have been carried out,
- the presentation of environmental data in the EPD, and
- other additional environmental information, as present

with respect to the procedural and methodological requirements in ISO 14025:2010 and EN 15804:2012+A2:2019.

I confirm that the company-specific data has been examined as regards plausibility and consistency; the declaration owner is responsible for its factual integrity and legal compliance.

I confirm that I have sufficient knowledge and experience of construction products, this specific product category, the construction industry, relevant standards and the geographical area of the EPD to carry out this verification.

I confirm my independence in my role as verifier; I have not been involved in the execution of the LCA or in the development of the declaration and have no conflicts of interest regarding this verification.



Silvia Vilčeková, Silcert, s.r.o.,

## ANNEX 1

### ENVIRONMENTAL IMPACTS – EN 15804+A1, CML / ISO 21930

Impact category	Unit	A1	A2	A3	A1-A3	A4	A5	B1	B2	B3	B4	B5	B6	B7	C1	C2	C3	C4	D
Global Warming Pot.	kg CO <sub>2</sub> e	2,23E0	6,81E-2	6,89E-1	2,99E0	3,03E-1	1,11E-1	MND	MND	MND	MND	MND	MND	MND	0E0	6,55E-3	3,22E-1	1,18E-3	-4,66E-1
Ozone depletion Pot.	kg CFC <sub>11</sub> e	6,28E-8	1,24E-8	7,07E-9	8,23E-8	5,58E-8	5,68E-9	MND	MND	MND	MND	MND	MND	MND	0E0	1,15E-9	2,28E-8	5,02E-11	-1,54E-7
Acidification	kg SO <sub>2</sub> e	7,33E-3	1,6E-4	5,88E-4	8,08E-3	6,23E-4	1,5E-4	MND	MND	MND	MND	MND	MND	MND	0E0	2,01E-5	7,4E-4	1,26E-5	-3,49E-3
Eutrophication	kg PO <sub>4</sub> <sup>3</sup> e	1,79E-3	3,28E-5	4,72E-4	2,29E-3	1,3E-4	2,58E-4	MND	MND	MND	MND	MND	MND	MND	0E0	4,61E-6	8,08E-4	5,49E-5	-3,32E-4
POCP ("smog")	kg C <sub>2</sub> H <sub>4</sub> e	7,28E-4	9,53E-6	3,89E-5	7,76E-4	4,03E-5	1,42E-5	MND	MND	MND	MND	MND	MND	MND	0E0	8,7E-7	6,68E-5	2,82E-7	-3,07E-4
ADP-elements	kg Sbe	2,2E-5	1,69E-6	5,6E-6	2,93E-5	7,63E-6	8,14E-7	MND	MND	MND	MND	MND	MND	MND	0E0	1,61E-7	4,59E-6	2,27E-9	-2,43E-7
ADP-fossil	MJ	8,53E1	1,04E0	1,71E0	8,8E1	4,67E0	5,86E-1	MND	MND	MND	MND	MND	MND	MND	0E0	9,88E-2	3,68E0	4,79E-3	-4E1

### ENVIRONMENTAL IMPACTS - TRACI 2.1. / ISO 21930

Impact category	Unit	A1	A2	A3	A1-A3	A4	A5	B1	B2	B3	B4	B5	B6	B7	C1	C2	C3	C4	D
Global Warming Pot.	kg CO <sub>2</sub> e	2,26E0	6,8E-2	6,89E-1	3,02E0	3,03E-1	1,11E-1	MND	MND	MND	MND	MND	MND	MND	0E0	6,54E-3	3,23E-1	1,25E-3	-4,73E-1
Ozone Depletion	kg CFC <sub>11</sub> e	7,82E-8	1,65E-8	8,78E-9	1,04E-7	7,43E-8	7,42E-9	MND	MND	MND	MND	MND	MND	MND	0E0	1,54E-9	3,01E-8	6,62E-11	-2,09E-7
Acidification	kg SO <sub>2</sub> e	7,22E-3	2,66E-4	6,69E-4	8,15E-3	1,1E-3	1,94E-4	MND	MND	MND	MND	MND	MND	MND	0E0	2,42E-5	9,66E-4	2,13E-6	-3,51E-3
Eutrophication	kg Ne	6,15E-4	3,55E-5	8,82E-5	7,39E-4	1,55E-4	2,99E-5	MND	MND	MND	MND	MND	MND	MND	0E0	3,36E-6	1,59E-4	1,15E-6	-1,15E-4
POCP ("smog")	kg O <sub>3</sub> e	9,63E-2	5,75E-3	1,19E-2	1,14E-1	2,36E-2	3,99E-3	MND	MND	MND	MND	MND	MND	MND	0E0	5,1E-4	1,86E-2	3,69E-5	-5,13E-2
ADP-fossil	MJ	1,22E1	1,48E-1	1,82E-1	1,25E1	6,66E-1	6,63E-2	MND	MND	MND	MND	MND	MND	MND	0E0	1,39E-2	4,57E-1	6,47E-4	-6,51E0

## ANNEX 2: GWP TOTAL FOR A1-A3 STAGES PER AVAILABLE DIMENSION (CML / ISO 21930)

Product number	Product name	Weight per 1 m pipe (kg)	Outer diameter (mm)	Pipe length (m)	Global Warming Potential total for A1-A3 stages (kg CO <sub>2</sub> e)
1033086	UPONOR COMBI PIPE NATURAL PN10 15X2,5 100M	0,105	15	100	3,153E+01
1033189	UPONOR COMBI PIPE NATURAL PN10 18X2,5 50M	0,118	18	50	1,772E+01
1033190	UPONOR COMBI PIPE NATURAL PN10 18X2,5 100M	0,125	18	100	3,754E+01
1033276	UPONOR COMBI PIPE NATURAL PN10 22X3,0 100M	0,095	22	100	2,853E+01
1033354	UPONOR COMBI PIPE NATURAL PN10 28X4,0 50M	0,33	28	50	4,955E+01
1046703	UPONOR COMBI PIPE WHITE CSTB PN6 16X1,5 100M	0,1	16	100	3,003E+01
1046704	UPONOR COMBI PIPE WHITE CSTB PN6 16X1,5 200M	0,14	16	200	8,408E+01
1047822	UPONOR COMBI PIPE NATURAL PN10 16X2,2 100M	0,098	16	100	2,943E+01
1047828	UPONOR COMBI PIPE NATURAL PN10 20X2,8 100M	0,152	20	100	4,565E+01
1047834	UPONOR COMBI PIPE NATURAL PN10 25X3,5 100M	0,237	25	100	7,117E+01
1058803	UPONOR COMBI PIPE WHITE OPAQUE PN6 S 16X1,8 3M	0,14	16	3	1,261E+00
1058804	UPONOR COMBI PIPE WHITE OPAQUE PN6 S 20X1,9 3M	0,19	20	3	1,712E+00
1058805	UPONOR COMBI PIPE WHITE OPAQUE PN6 S 25X2,3 3M	0,27	25	3	2,432E+00
1059173	UPONOR COMBI PIPE WHITE OPAQUE PN6 16X1,8 50M	0,14	16	50	2,102E+01
1059174	UPONOR COMBI PIPE WHITE OPAQUE PN6 20X1,9 50M	0,19	20	50	2,853E+01
1059175	UPONOR COMBI PIPE WHITE OPAQUE PN6 25X2,3 50M	0,27	25	50	4,054E+01
1059182	UPONOR COMBI PIPE WHITE OPAQUE PN6 16X1,8 100M	0,14	16	100	4,204E+01
1059183	UPONOR COMBI PIPE WHITE OPAQUE PN6 16X1,8 200M	0,14	16	200	8,408E+01
1060081	UPONOR COMBI PIPE NATURAL PN10 12X1,7 60M	0,071	12	60	1,279E+01
1083815	UPONOR COMBI PIPE WHITE PN6 S 32X2,9 5M	0,448	32	5	6,727E+00
1083816	UPONOR COMBI PIPE WHITE PN6 S 40X3,7 5M	0,416	40	5	6,246E+00
1083817	UPONOR COMBI PIPE WHITE PN6 S 50X4,6 5M	0,648	50	5	9,730E+00
1086754	UPONOR COMBI PIPE NATURAL PN10 15X2,5 25M	0,121	15	25	9,084E+00
1086755	UPONOR COMBI PIPE NATURAL PN10 18X2,5 25M	0,144	18	25	1,081E+01
1086756	UPONOR COMBI PIPE NATURAL PN10 22X3,0 25M	0,201	22	25	1,509E+01
1087903	UPONOR COMBI PIPE NATURAL PN10 16X2,0 25M	0,116	16	25	8,709E+00
1087904	UPONOR COMBI PIPE NATURAL PN10 16X2,0 100M	0,089	16	100	2,673E+01
1105795	UPONOR COMBI PIPE PN10, S 16X2,2 6M	0,098	16	6	1,766E+00
1105796	UPONOR COMBI PIPE PN10, S 20X2,8 6M	0,015	20	6	2,703E-01
1105797	UPONOR COMBI PIPE PN10, S 25X3,5 6M	0,237	25	6	4,270E+00

Stages A1-A3 include *Raw material extraction and processing; Transport to the manufacturer; Manufacturing*

*For additional indicators, please refer to the previous tables in the document that represent 1kg of pipe. Multiply the results with weight/meter value and the respective pipe length to receive the impact per product number.*